



MOTOR BICYCLE
Spare Parts
1929

RUDGE-WHITWORTH LTD.
COVENTRY

No. 14



MOTOR BICYCLE
Spare Parts
1929

RUDGE-WHITWORTH LTD.
COVENTRY

No. 14

FOREWORD

THE spare parts illustrated in this Catalogue are of 1929 pattern, and the price columns will indicate which Model they are suitable for. Prices quoted in the 'Special' and 'Ulster' columns may also be taken as applying to our 1928 machines.

To ensure correct supply it is necessary that Customers when ordering spares should quote the frame and engine numbers of their machines, and also the index number of the actual parts required.

Please do not include an order for spares in a letter on other subjects, but use the special order forms, which are supplied on application.

The prices quoted do not include the cost of postage, packing, or carriage, therefore Customers are asked to make allowance for these when sending cash with order.

It is our invariable rule not to supply spare parts until after receipt of a remittance to cover their cost and carriage. When cash does not accompany the order the parcel, when of a suitable size, will be despatched by post C.O.D.; and in the case of larger consignments an advance invoice showing the cost of the parts required will be submitted to the Customer, and the order held in abeyance until cash is received.

Complete Motor Bicycles or parts for repair must in all cases be consigned carriage paid, fully addressed to Rudge-Whitworth Ltd. (Dept. M.C.), Coventry, and bear the name and address of the sender. A letter of advice giving full particulars of the repairs required should also be posted at the same time.

Unadvised articles will lie here at Sender's Risk.

By the term 'overhaul' we understand that the Motor Bicycle or Engine is to be completely dismantled, and all worn or broken parts renewed. Therefore estimates for this class of work cannot be submitted until the Bicycle or Engine has been taken down for examination. In the event of our estimates not being accepted, it is distinctly understood that the cost of taking down and re-assembling is payable by the Customer. In most cases this cost will not exceed £5.

All accounts for repairs are strictly net cash against invoice.

Crates and cases used in the packing of spare parts or repairs are charged, and are not returnable.

All goods are forwarded carriage paid, but the cost of carriage will be included in our invoice.

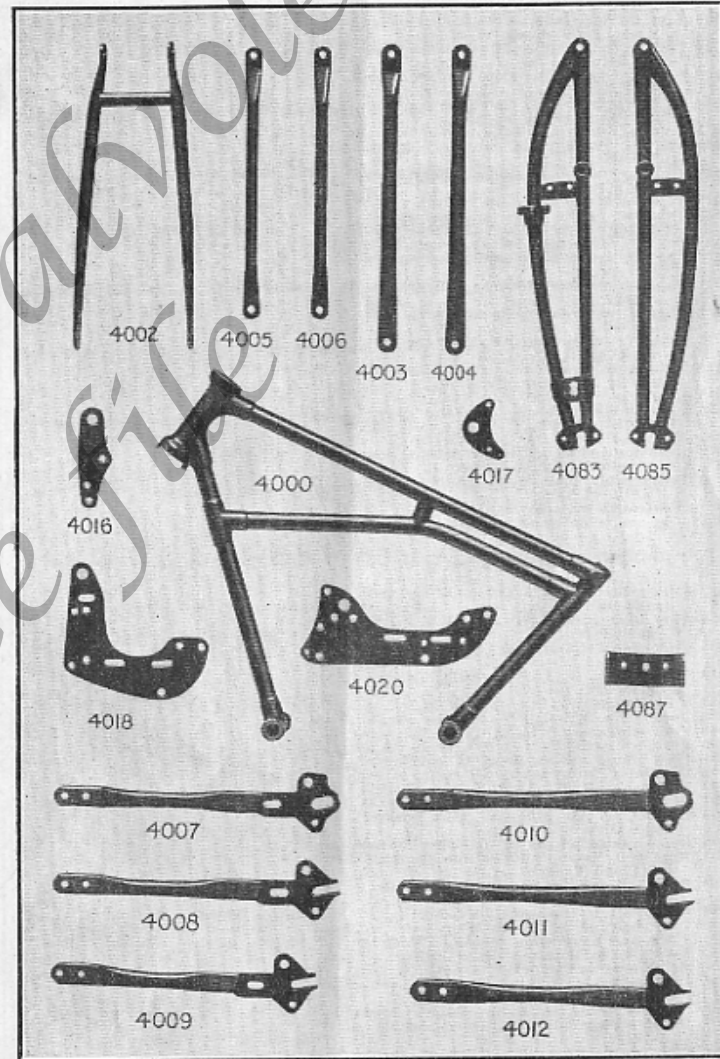
This Catalogue cancels all previous issues, and we reserve the right to alter the prices quoted, without notice, as manufacturing conditions may demand.

RUDGE-WHITWORTH LTD.

Coventry, 1929.

Serial No.	FRAME GROUP.	1929 'Special' Model.		1929 'Ulster' Model.		1929 '350 c.c.' Model.		1929 '250 c.c.' Model.	
		£	s. d.	£	s. d.	£	s. d.	£	s. d.
4000	Frame front M2276x1, built up and enamelled	5	15 0	5	15 0	5	15 0	—	—
4001	Frame front L543x1, built up and enamelled	—	—	—	—	—	—	5	10 0
4002	Rear seat stays M2005x2 and M2519x1, built up and enamelled	1	2 6	1	2 6	—	—	—	—
4003	Rear seat stay R.H. M2005x2	—	—	—	—	4	6	—	—
4004	Rear seat stay L.H. M2519x1	—	—	—	—	4	6	—	—
4005	Rear seat stay R.H. L593x4	—	—	—	—	—	—	4	6
4006	Rear seat stay L.H. L593x3	—	—	—	—	—	—	4	6
4007	Chain stay R.H. M2267x1 with end lug M2267x2	12	6	12	6	—	—	—	—
4008	Chain stay R.H. M2267x1 with end lug L574x1	—	—	—	—	12	6	—	—
4009	Chain stay R.H. L593x1 with end lug L574x1	—	—	—	—	—	—	12	0
4010	Chain stay L.H. M2519x2 with end lug L277x3	9	6	9	6	—	—	—	—
4011	Chain stay L.H. M2519x2 with end lug L574x2	—	—	—	—	9	6	—	—
4012	Chain stay L.H. L593x2 with end lug L574x2	—	—	—	—	—	—	9	0
4013	Rear stay and chain stay bolt L313x1 (2) each	—	—	—	—	—	—	—	4
4014	Rear stay and chain stay bolt nut L280x4 (2) each	—	—	—	—	—	—	—	2
4015	Rear stay and chain stay bolt washer 7/16" spring (2) each	—	—	—	—	—	—	—	1
4016	Front cradle plates L373x1 (2) per pair	1	6	1	6	1	6	—	—
4017	Front cradle plates L546x1 (2) per pair	—	—	—	—	—	—	1	4
4018	Rear cradle plate R.H. M2517x2	3	0	3	0	3	0	—	—
4019	Rear cradle plate L.H. M2517x1	3	0	3	0	3	0	—	—
4020	Rear cradle plates L575x1 (2) per pair	—	—	—	—	—	—	5	6
4021	Frame hollow bolt L257x3 (2) each	1	0	1	0	1	0	—	—
4022	Frame hollow bolt (front) M2474x4	—	—	—	—	—	—	1	0
4023	Frame hollow bolt (rear) L257x3	—	—	—	—	—	—	1	0
4024	Frame hollow bolt nut L106x3 (4) each	—	—	—	—	—	—	—	6
4025	Chain stay bolt (front) M2196x2	6	6	6	6	6	6	—	—
4026	Chain stay bolt (rear) L280x15	6	6	6	6	6	6	—	—
4027	Chain stay bolt (rear) L280x14	—	—	—	—	—	—	6	6
4028	Chain stay bolt (front) M2196x6	—	—	—	—	—	—	6	6
4029	Chain stay bolt nut L258x4 (2) each	2	1	2	1	2	1	—	—
4030	Chain stay bolt washer 7/16" spring (2) each	1	1	1	1	1	1	—	—
4031	Chain cover support plate L342x4	2	2	2	2	2	2	—	—
4032	Chain cover support plate L576x2	—	—	—	—	—	—	2	—
4033	Chain cover support plate M2528x2	—	—	—	—	—	—	2	—
4034	Chain cover support plate bolt M1097x3	2	2	2	2	2	2	—	—
4035	Chain cover support plate bolt nut 4124x9	1	6	1	6	1	6	—	—
4036	Chain stay distance piece M2006x3	6	6	6	6	6	6	—	—
4037	Seat lug bolt S233x4	—	—	—	—	—	—	6	2
4038	Seat lug bolt S233x9	—	—	—	—	—	—	6	2
4039	Seat lug bolt nut M1111x16	2	2	2	2	2	2	—	—
4040	Seat lug bolt washer 148x22	1	1	1	1	1	1	—	—
4041	Seat lug bolt distance piece S233x3	2	2	2	2	2	2	—	—
4042	Seat lug bolt distance piece M1857x4 (solo only)	1	1	1	1	1	1	—	—
4043	Seat stay bridge for saddle M2519x3	6	6	6	6	6	6	—	—
4044	Seat stay bridge for saddle L546x7	—	—	—	—	—	—	6	—
4045	Seat stay bridge "U" bolt M2005x3 (2) each	4	4	4	4	4	4	—	—
4046	Seat stay bridge "U" bolt L255x7 (2) each	—	—	—	—	—	—	4	—
4047	Seat stay bridge "U" bolt nut M366x8 (4) each	1	1	1	1	1	1	—	—
4048	Seat stay bridge "U" bolt washer 174" spring (4) each	1	1	1	1	1	1	—	—
4049	Rear stay bolt L313x1 (2) each	4	4	4	4	4	4	—	—
4050	Rear stay bolt nut L280x4 (3) each	1	1	1	1	1	1	—	—
4051	Rear stay bolt washer 7/16" spring (3) each	1	1	1	1	1	1	—	—
4052	Top front cradle plate and engine bolt L280x5	6	6	6	6	6	6	—	—
4053	Top front cradle plate and engine bolt nut L280x4	2	2	2	2	2	2	—	—
4054	Top front cradle plate and engine bolt washer 7/16" spring	1	1	1	1	1	1	—	—
4055	Top front cradle plate bolt 3/8" J.A.P.	—	—	—	—	—	—	11	—
4056	Top front cradle plate nut 3/8" J.A.P. (2) each	—	—	—	—	—	—	—	4
4057	Bottom front cradle plate and engine bolt L280x14 (2) each	6	6	6	6	6	6	—	—
4058	Bottom front cradle plate and engine bolt distance piece (solo only) M1755x14 (2) each	3	3	3	3	3	3	—	—


2



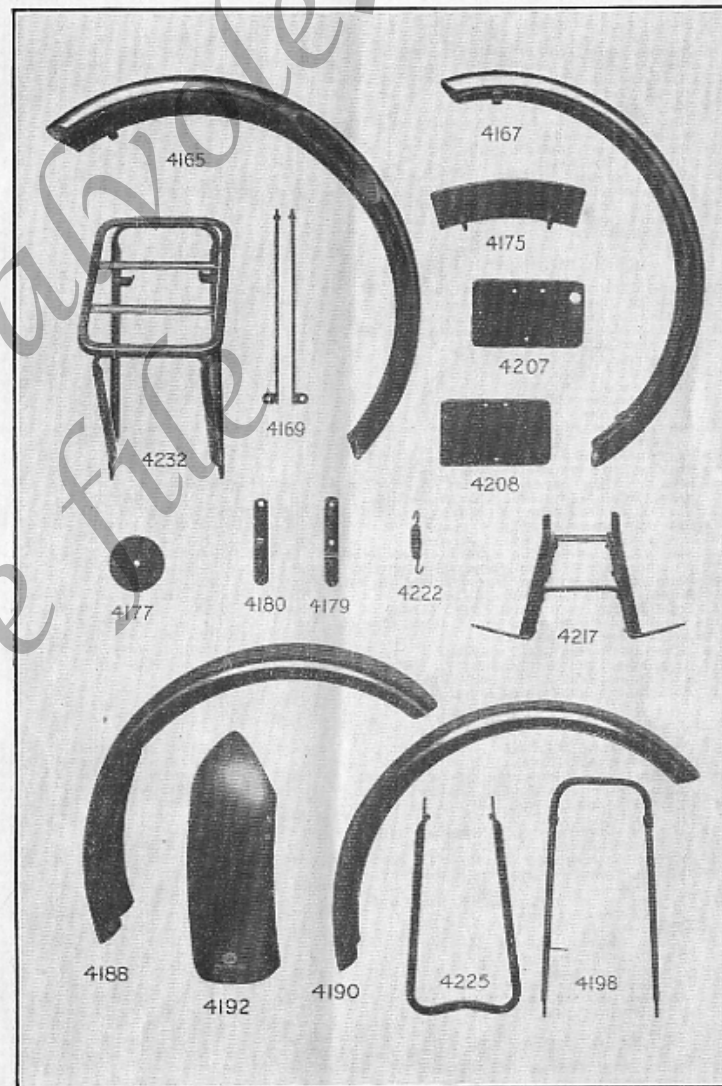
Serial No.	FRAME GROUP (Contd.)	1929	1929	1929	1929
		'Special' Model.	'Ulster' Model.	'350 c.c.' Model.	'350 c.c.' Model.
		£ s. d.	£ s. d.	£ s. d.	£ s. d.
4059	Bottom front cradle plate and engine bolt nut L280x1 (2) each ...	2	2	2	—
4060	Bottom front cradle plate and engine bolt washer 7/16" spring (2) each ...	1	1	1	—
4061	Bottom front cradle plate distance piece L318x15 ...	9	9	9	—
4062	Bottom front cradle plate and eng. bolt 5/16" J.A.P. ...	—	—	—	11
4063	Bottom front cradle plate and eng. bolt nut J.A.P. (2) each ...	—	—	—	4
4064	Top rear cradle plate and eng. bolt M2281x4	6	6	6	—
4065	Top rear cradle plate and eng. bolt nut 2039x8 ...	2	2	2	—
4066	Top rear cradle plate and eng. bolt washer 3/8" spring ...	1	1	1	—
4067	Top rear cradle plate bolt L530x7 ...	—	—	—	6
4068	Top rear cradle plate and engine bolt distance piece L530x1 (2) each ...	—	—	—	4
4069	Top rear cradle plate and engine nut 2039x8	—	—	—	2
4070	Top rear cradle plate and engine washer 3/8" spring ...	—	—	—	1
4071	Top rear cradle plate and engine washer 148x22 ...	—	—	—	1
4072	Bottom rear cradle plate and engine bolt L280x5 ...	6	6	6	—
4073	Bottom rear cradle plate and engine bolt nut L280x4 ...	2	2	2	—
4074	Bottom rear cradle plate and engine bolt washer 7/16" spring ...	1	1	1	—
4075	Rear cradle plate bolt L580x6 ...	—	—	—	6
4076	Rear cradle plate bolt distance piece L580x2 (2) each ...	—	—	—	3
4077	Rear cradle plate bolt nut M254x2 ...	—	—	—	2
4078	Rear cradle plate bolt washer 5/16" spring ...	—	—	—	1
4079	Rear cradle plate bolt L380x5 ...	—	—	—	6
4080	Rear cradle plate bolt distance piece L580x3 (2) each ...	—	—	—	3
4081	Rear cradle plate bolt nut M366x8 ...	—	—	—	1
4082	Rear cradle plate bolt washer 1/4" spring ...	—	—	—	1

FRONT FORK GROUP.

4083	Fork side R.H. M2511x2, built up and enamelled ...	1 12 6	1 12 6	1 12 6	—
4084	Fork side R.H. L570x2, built up and enamelled ...	—	—	—	1 12 6
4085	Fork side L.H. M2511x1, built up and enamelled ...	1 10 6	1 10 6	1 10 6	—
4086	Fork side L.H. L570x1, built up and enamelled ...	—	—	—	1 10 6
4087	Fork bridge M2512x3 ...	8	8	8	—
4088	Fork bridge M2307x1 ...	—	—	—	8
4089	Fork bridge bolt M2512x7 (4) each ...	2	2	2	—
4090	Fork bridge bolt M1778x9 (4) each ...	2	2	2	—
4091	Fork bridge bolt nut 654x9 (4) each ...	2	2	2	—
4092	Fork bridge bolt washer 5/16" spring (4) each ...	1	1	1	—
4093	Top shackle M2514x1 with bushes L304x11	12 6	12 6	12 6	—
4094	Top shackle M1850x1 with bushes L304x11	—	—	—	7 6
4095	Bottom shackle M2514x5 with bushes L304x11	8 6	8 6	8 6	—
4096	Bottom shackle L83x8 with bushes L304x11	—	—	—	7 6
4097	Rear bolt for top and bottom shackles M2539x8 (2) each ...	2 6	2 6	2 6	—
4098	Rear bolt for top and bottom shackles M209x1 (2) each ...	—	—	—	2 0
4099	Front bolt for top shackle M2549x4 ...	2 6	2 6	2 6	—
4100	Front bolt for top shackle M2030x4 ...	—	—	—	2 0
4101	Front bolt for bottom shackle M2539x5 ...	2 6	2 6	2 6	—
4102	Front bolt for bottom shackle L347x3 ...	—	—	—	2 0
4103	Friction washer M2512x8 (6) each ...	3	3	3	—
4104	Friction washer L304x2 (fibre) (8) each ...	—	—	—	1
4105	Bush for shackles L304x11 (8) each ...	6	6	6	—
4106	Distance piece for ditto (top shackle) L304x12	1	1	1	—
4107	Distance piece for ditto (bottom shackle) L304x6 ...	—	—	—	1
4108	Distance piece for ditto L304x6 (2) each ...	—	—	—	1
4109	Distance piece for handlebar lug and fork stem L304x7 (2) each ...	1	1	1	—
4110	Anchor plate for top front bolt M2514x5 ...	3	3	3	—
4111	Anchor plate for top front bolt M2030x6 ...	—	—	—	2



Serial No.	FRONT FORK GROUP (Contd.)	1929 'Special' Model.		1929 'Ulster' Model.		1929 '350 c.c.' Model.		1929 '250 c.c.' Model.	
		£	s. d.	£	s. d.	£	s. d.	£	s. d.
4112	Anchor plate for top shackle M2514x7 ...	3	3	3	3	3	3	—	—
4113	Anchor plate for bottom shackle M2514x8	3	3	3	3	3	3	—	—
4114	Anchor plate for top and bottom shackles M2030x9 (2) each ...	—	—	—	—	—	—	3	3
4115	Shackle bolt nut 2030x8 (4) each ...	2	2	2	2	2	2	—	—
4116	Shackle bolt washer 3/8" spring (4) each ...	1	1	1	1	1	1	—	—
4117	Shackle bolt nut T257x3 (4) each ...	3	3	3	3	3	3	—	—
4118	Shackle bolt washer M2523x5 (4) for machines less lamp brackets) each ...	2	2	2	2	2	2	—	—
4119	Shackle bolt nut 2030x8 (8) each ...	—	—	—	—	—	—	2	2
4120	Shackle bolt washer M630x5 (4) each ...	—	—	—	—	—	—	1	1
4121	Shackle bolt washer 1/2" spring (8) each ...	—	—	—	—	—	—	1	1
4122	Shackle bolt washer M2523x4 (4) for machines less lamp brackets) each ...	—	—	—	—	—	—	2	2
4123	Distance piece L568x4 ...	—	—	—	—	—	—	9	9
4124	Fork stem L83x4 with pushes L394x11...	10 6	10 6	10 6	10 6	10 6	10 6	—	—
4125	Head cup L83x6 (2) each ...	1 6	1 6	1 6	1 6	1 6	1 6	—	—
4126	Bottom head cone L86x1 ...	1 0	1 0	1 0	1 0	1 0	1 0	—	—
4127	Top head cone L86x2 with dust cover L86x4	2 0	2 0	2 0	2 0	2 0	2 0	—	—
4128	Lock nut for top bearing L86x5 ...	9	9	9	9	9	9	—	—
4129	Locking washer for top bearing L86x6 ...	1	1	1	1	1	1	—	—
4130	Locking washer for ditto, 5/8" spring ...	1	1	1	1	1	1	—	—
4131	Shock absorber friction disc M2514x4 (2) each	6	6	6	6	6	6	—	—
4132	Shock absorber anchor plate M2514x2 (2) each	1 6	1 6	1 6	1 6	1 6	1 6	—	—
4133	Shock absorber star washer M2514x3 (2) each	6	6	6	6	6	6	—	—
4134	Fork spring M2011x2 with inner spring and bolts ...	3 6	3 6	3 6	3 6	—	—	—	—
4135	Fork spring M2011x10 with inner spring and bolts ...	—	—	—	—	—	—	3 6	3 6
4136	Fork spring sheath (outer) M1270x5 ...	1 9	1 9	1 9	1 9	—	—	—	—
4137	Fork spring sheath (inner) M1270x3 ...	1 9	1 9	1 9	1 9	—	—	—	—
4138	Fork spring sheath (outer) M1270x2 ...	—	—	—	—	—	—	1 9	1 9
4139	Fork spring sheath (inner) M1270x1 ...	—	—	—	—	—	—	1 9	1 9
4140	Fork spring sheath distance piece L605x1 (2) each ...	—	—	—	—	—	—	1	1
4141	Fork spring sheath distance piece L302x9	2	2	2	2	—	—	—	—
4142	Fork spring sheath distance piece L302x6	—	—	—	—	—	—	2	2
4143	Fork spring bolt cap nut M2542x5 ...	9	9	9	9	—	—	—	—
4144	Fork spring bolt bottom nut L280x4 ...	2	2	2	2	—	—	—	—
4145	Fork spring bolt washer 7/16" spring ...	1	1	1	1	—	—	—	—
4146	Fork spring bolt cap nut L304x4 ...	—	—	—	—	—	—	6	6
4147	Fork spring bolt spring washer 5/8" ...	—	—	—	—	—	—	1	1
4148	Fork spring bolt bottom nut M1111x16 ...	—	—	—	—	—	—	2	2
4149	Fork spring bolt washer 3/8" spring ...	—	—	—	—	—	—	1	1
4150	'Tecalmit' greaser nipple for shackles (3) each	6	6	6	6	—	—	6	6
4151	'Tecalmit' greaser nipple for stem ...	6	6	6	6	—	—	6	6
4152	Fork stem nut M2542x4 ...	1 6	1 6	1 6	1 6	—	—	—	—
4153	Fork stem nut L304x3 ...	—	—	—	—	—	—	9	9
4154	Steering damper friction disc M2513x5 (2) each	6	6	6	6	—	—	—	—
4155	Steering damper centralising ring M2513x7	3	3	3	3	—	—	—	—
4156	Steering damper star washer M2513x8 ...	9	9	9	9	—	—	—	—
4157	Steering damper spring washer M2513x12	2	2	2	2	—	—	—	—
4158	Steering damper hand wheel M2513x14 with nut M2513x15 ...	1 6	1 6	1 6	1 6	—	—	—	—
4159	Steering damper locking screw M2513x11	2	2	2	2	—	—	—	—
4160	Steering damper anchor plate (short) M2542x3	9	9	9	9	—	—	—	—
4161	Steering damper anchor plate (long) M2542x3	1 0	1 0	1 0	1 0	—	—	—	—
4162	Top shackle and handlebar lug M2542x1	9 6	9 6	9 6	9 6	—	—	—	—
4163	Top shackle and handlebar lug clamping plate M2542x2 ...	1 6	1 6	1 6	1 6	—	—	—	—
4164	Top shackle and handlebar lug screw M2513x10 (4) each ...	2	2	2	2	—	—	—	—
FRONT MUDGUARD GROUP.									
4165	Blade M2300x1 with stay clip, 6" ...	10 6	—	—	—	—	—	—	—
4166	Blade M2537x1 with stay clip, 6" ...	—	10 6	10 6	—	—	—	—	—
4167	Blade L566x1 with stay clip, 5" ...	—	—	—	—	—	—	10 6	—
4168	Blade M2547x1 with stay clip, 4" ...	—	10 0	—	—	—	—	—	—
4169	Stays L199x10 and 11, R.H. and L.H., for 5" and 6" guards, with nuts 4124x9, per pair ...	1 6	1 6	1 6	1 6	—	—	—	—
4170	Stays L199x12 and 13, R.H. and L.H., for 4" guards, with nuts 4124x9, per pair ...	—	1 6	—	—	—	—	—	—
4171	Stays (front), R.H. L568x2 and L.H. L568x1, with nuts 4124x9, per pair ...	—	—	—	—	—	—	1 6	—
4172	Stays (rear), R.H. L568x1 and L.H. L568x2, with nuts 4124x9, per pair ...	—	—	—	—	—	—	1 6	—
4173	Stay bolt L568x5 (2) each ...	2	2	2	2	—	—	—	—
4174	Stay bolt nut 654x9 (2) each ...	2	2	2	2	—	—	—	—



Serial No.	FRONT MUDGUARD GROUP (Contd.)	1929	1929	1929	1929
		'Special' Model.	'Ulster' Model.	'350 c.c.' Model.	'250 c.c.' Model.
		£ s. d.	£ s. d.	£ s. d.	£ s. d.
4175	Number plate L266x14 with nuts 564x9, 5" and 6" ...	1 9	1 9	1 9	—
4176	Number plate L266x1 with nuts 564x9, 4" and 5" ...	—	1 9	—	1 9
4177	Strengthening plate L302x8 ...	3	3	3	—
4178	Strengthening plate L568x5 ...	—	—	—	3
4179	Stand clip spring catch M636x4 ...	6	6	6	—
4180	Stand clip back plate M366x2 with bolt L306x6 ...	8	8	8	—
4181	Nut for ditto, 654x9 ...	2	2	2	—
4182	Screw for back plate 564x6 ...	1	1	1	—
4183	Nut for ditto, 564x9 ...	1	1	1	—
4184	Washer for ditto, M636x3 ...	1	1	1	—
4185	Bridge attachment bolt M1097x2 (2) each ...	2	2	2	—
4186	Bridge attachment bolt nut M366x8 (2) each ...	1	1	1	—
4187	Bridge attachment bolt washer M1769x5 (2) each ...	—	—	—	—

REAR MUDGUARD GROUP.

4188	Blade M2310x1 with strengthening strip, 6" ...	12 6	—	—	—
4189	Blade M2329x1 with strengthening strip, 5" ...	—	11 6	—	—
4190	Blade L595x1 with strengthening strip, 5" ...	—	—	11 6	—
4191	Blade M2546x1 with strengthening strip, 4" ...	—	11 0	—	—
4192	Tail piece M210x3, 6" ...	2 9	—	—	—
4193	Tail piece M2329x3, 5" ...	—	2 9	—	—
4194	Tail piece L595x3, 5" ...	—	—	2 9	—
4195	Tail piece M2546x3, 4" ...	—	2 9	—	—
4196	Tail piece screw M2328x12 (3) each ...	3	3	3	3
4197	Tail piece screw washer 148x21 (3) each ...	1	1	1	1
4198	Stay and lifting handle M2280x4, 6", with tube clips ...	5 9	—	—	—
4199	Stay and lifting handle M1959x7, 5", ditto ...	—	5 6	—	—
4200	Stay and lifting handle L596x1, 5", ditto ...	—	—	5 3	—
4201	Stay and lifting handle M2546x4, 4", ditto ...	—	5 6	—	—
4202	Stay clip plate (outside) M158x3 (2) each ...	1	1	1	1
4203	Stay clip plate (inside) M1959x6 (2) each ...	1	1	1	1
4204	Stay clip screws M158x6 (4) each ...	1	1	1	1
4205	Stay clip screws nut 564x9 (4) each ...	1	1	1	1
4206	Stay clip screws spring washers (4) each ...	1	1	1	1
4207	Number plate M1963x5 (for machines with E.L.) ...	8	8	8	8
4208	Number plate M1963x7 (for machines less E.L.) ...	8	8	8	8
4209	Number plate screw 649x10 (3) each ...	1	1	1	1
4210	Number plate screw nut 564x9 (3) each ...	1	1	1	1
4211	Number plate screw washer M186x13 (2) each ...	1	1	1	1
4212	Attachment bolt M19x10 ...	2	2	2	2
4213	Attachment bolt spring washer ...	1	1	1	1
4214	Attachment bolt nut M366x8 ...	2	2	2	2
4215	Attachment bolt for bridge M2328x11 ...	2	2	2	2
4216	Attachment bolt for bridge nut M2328x6 ...	1	1	1	1

STANDS GROUP.

4217	Central stand M2564x1 ...	10 6	10 6	10 6	—
4217A	Central stand M2564x1 ...	—	—	10 5	—
4218	Central stand fulcrum bolt L546x5 (2) each ...	6	6	6	6
4219	Central stand fulcrum bolt L548x9 (2) each ...	—	—	6	—
4220	Central stand fulcrum bolt nut L280x4 (2) each ...	2	2	2	2
4221	Central stand fulcrum bolt washer 7/16" spring (2) each ...	1	1	1	1
4222	Central stand spring M2492x10 (2) each ...	1 0	1 0	1 0	1 0
4223	Central stand spring anchor bolt M2427x3 (2) each ...	6	6	6	6
4224	Central stand spring anchor bolt nut M254x2 (2) each ...	2	2	2	2
4225	Front stand M2536x1 ...	5 4	5 6	5 5	—
4226	Front stand bolt L306x5 (2) each ...	2	2	2	—
4227	Front stand bolt nut 654x9 (2) each ...	2	2	—	—
4228	Front stand bolt nut, R.H. M254x2 ...	—	—	2	—
4229	Front stand bolt washer, R.H. M285x8 ...	—	—	1	—
4230	Front stand bolt nut, L.H. 651x3 ...	—	—	1	—
4231	Front stand bush L306x4 (2) each ...	3	3	3	—

REAR CARRIER GROUP.

4232	Rear carrier M2544x1, for 6" guard ...	16 0	—	—	—
4233	Rear carrier M2544x1, for 5" guard ...	—	—	16 0	—
4234	Rear carrier L598x1, for 5" guard ...	—	—	16 0	—
4235	Rear carrier screw M158x5 (3) each ...	1	—	1	1
4236	Rear carrier screw nut 564x9 (3) each ...	1	—	1	1
4237	Rear carrier screw spring washer (3) each ...	—	—	—	—

Serial No.	SILENCER GROUP	1929	1929	1929	1929
		'Special' Model.	'Ulster' Model.	'350 c.c.' Model.	'250 c.c.' Model.
		£ s. d.	£ s. d.	£ s. d.	£ s. d.
4238	Exhaust pipe, R.H. ...	17 6	17 6	—	—
4239	Exhaust pipe, L.H. ...	17 6	17 6	—	—
4240	Exhaust pipe, R.H. ...	—	—	17 6	—
4241	Exhaust pipe, L.H. ...	—	—	17 6	—
4242	Exhaust pipe, O.H.V., L585x1, with union nut ...	—	—	—	1 0 0
4243	Exhaust pipe, S.V., L586x1 ...	—	—	—	17 6
4244	Exhaust pipe set screw L406x7 (2) each ...	3	—	3	—
4245	Ex. pipe and cylinder clip M2560x2 (2) each ...	—	1 6	—	—
4246	Ex. pipe and cylinder clip bolt M2288x7 (2) each ...	—	4	—	—
4247	Ex. pipe and cylinder clip bolt nut 654x9 (2) each ...	—	2	—	—
4248	Ex. pipe and cylinder clip bolt washer 5/16" spring (2) each ...	—	—	—	—
4249	Ex. pipe clip M2288x2 (2) each ...	1 6	1 6	—	—
4250	Ex. pipe clip M2560x7 (2) each ...	—	—	1 6	—
4251	Ex. pipe clip stay, R.H. M2288x5 ...	3	3	3	3
4252	Ex. pipe clip stay, L.H. M2288x4 ...	3	3	3	3
4253	Ex. pipe clip stay bolt L398x1 (2) each ...	3	3	3	3
4254	Ex. pipe clip bolt nut M366x8 (2) each ...	1	1	1	1
4255	Ex. pipe clip bolt washer 1/4" spring (2) each ...	1	1	1	1
4256	Expansion chamber M2292x1 ...	17 6	17 6	17 6	17 6
4257	Fish tail M2292x2 ...	8 6	—	—	8 6
4258	Fish tail M2258x3 (2) each ...	—	2 0	—	—
4259	Ex. chamber adapter M2364x5 (2) each ...	—	—	1 0	—
4260	Ex. chamber adapter, S.V. only, M2364x5 ...	—	—	—	1 0
4261	Ex. pipe and ex. chamber clip M2288x1 ...	1 9	1 9	1 9	1 9
4262	Ex. pipe and ex. chamber clip bolt M2288x7 ...	4	4	4	4
4263	Ex. pipe and ex. chamber clip bolt nut 654x9 ...	2	2	2	2
4264	Ex. pipe and ex. chamber clip bolt washer 5/16" spring ...	1	1	1	1
4265	Ex. chamber and fish tail stay (outer) M2560x4 ...	1 0	1 0	1 0	1 0
4266	Ex. chamber and fish tail stay (inner) M2560x3 ...	6	6	6	6
4267	Ex. chamber and fish tail stay bolt M2288x9 ...	4	4	4	4
4268	Ex. chamber and fish tail stay bolt nut 654x9 ...	2	2	2	2
4269	Ex. chamber and fish tail stay washer 5/16" spring ...	1	1	1	1
4270	Ex. chamber stay bolt, R.H. M2560x6 ...	3	3	3	3
4271	Ex. chamber stay bolt, L.H. M2541x1 ...	3	3	3	—
4272	Ex. chamber stay bolt distance piece (solo only) M1857x5 ...	6	6	6	—
4273	Ex. chamber stay bolt nut L230x2 ...	5	5	5	5
4274	Ex. chamber stay bolt washer 3/8" spring * 500 c.c. and 350 c.c., 2 each; 250 c.c., 1 each.	1	1	1	1

CHAIN COVER AND CHAIN GUARD GROUP.

4275	Primary chain cover M2064x2 ...	9 0	—	9 0	—
4276	Primary chain cover L576x1 ...	—	—	—	10 6
4277	Primary chain cover (outer) M2529x1 ...	—	1 3 0	—	—
4278	Primary chain cover (inner) M2528x1 ...	—	—	—	—
4279	Primary chain cover screw M2528x3 (7) each ...	—	2	—	—
4280	Primary chain cover screw M2528x4 (2) each ...	—	2	—	—
4281	Rear chain guard M2554x1 (for machines with lifting handles) ...	4 6	—	4 6	—
4282	Rear chain guard M2554x3 (for machines with lifting handles) ...	—	—	—	4 6
4283	Rear chain guard M2554x4 (for machines with carriers) ...	4 6	—	4 6	—
4284	Rear chain guard M2554x5 (for machines with carriers) ...	—	—	—	4 6
4285	Rear chain guard M2566x1 ...	—	11 3	—	—
4286	Bolt for attaching cover to guard L153x5 ...	2	—	2	—
4287	Nut for ditto, 4124x9 ...	1	—	1	—
4288	Washer for ditto, 1/4" spring ...	—	—	—	—
4289	Chain guard clip for lifting handle L579x2 ...	3	3	3	—
4290	Chain guard clip bolt L153x5 ...	2	2	2	—
4291	Chain guard clip bolt nut 4124x9 ...	1	1	1	—
4292	Chain guard clip bolt washer 148x20 ...	—	—	—	—
4293	Chain guard bolt for rear carrier M2554x6 ...	2	—	2	—
4294	Chain guard bolt distance piece M2554x8 ...	2	—	2	—
4295	Chain guard bolt distance piece M2554x7 ...	—	—	—	2
4296	Chain guard bolt nut 564x9 ...	1	—	1	—
4297	Chain guard bolt washer 3/16" spring ...	—	—	—	—
4298	Primary chain, 64 links ...	7 4	7 4	7 4	—
4299	Primary chain, 71 links ...	—	—	—	7 5

Serial No.	CHAIN COVER AND CHAIN GUARD GROUP (Contd.)	1929	1929	1929	1929
		'Special' Model.	'Ulster' Model.	'350 c.c.' Model.	'250 c.c.' Model.
		£ s. d.	£ s. d.	£ s. d.	£ s. d.
4300	Rear chain, 111 links (350 c.c. sidcar gears)	—	—	12 9	—
4301	Rear chain, 112 links (350 c.c. solo and 500 c.c. sidcar gears)	12 10	12 10	12 10	—
4302	Rear chain, 114 links (500 c.c. solo gears)	13 1	13 1	—	—
4303	Rear chain, 196 links (250 c.c.)	—	—	—	11 1
4304	Spare chain link (spring)	—	4	4	—
4305	Spare chain link (double cranked)	—	6	6	—
4306	Spare chain link (double connecting)	—	6	6	—
4307	Spare chain link (triple connecting)	—	9	9	—
4308	Spare chain link (spring)	—	—	—	4
4309	Spare chain link (double cranked)	—	—	—	6
4310	Spare chain link (double connecting)	—	—	—	6
4311	Spare chain link (triple connecting)	—	—	—	9

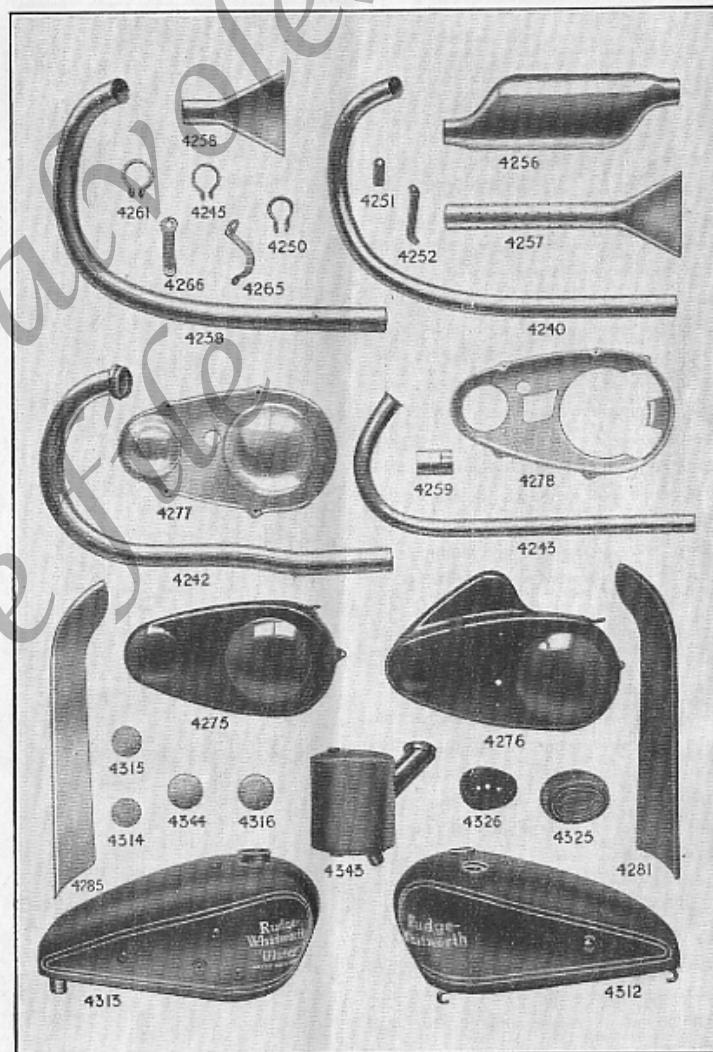
PETROL AND OIL TANKS GROUP.

4312	Petrol and oil tank M2516x1, less all fittings	3 5 0	—	3 5 0	3 5 0
4313	Petrol tank M2549x1, less all fittings	—	3 5 0	—	—
4314	Petrol filler cap	1 3	—	1 3	1 3
4315	Oil filler cap	1 3	—	1 3	1 3
4316	Petrol filler cap	—	1 3	—	—
4317	Rear clip M2294x3	—	6	—	6
4318	Front clip M2273x13	—	6	—	6
4319	Clip screw M2294x1 (4) each	—	3	—	3
4320	Clip screw washers 3/16" spring (4) each	—	1	—	1
4321	Filter plug M2273x5, and gauze	—	1	—	1
4322	Filter plug washer (fibre) M2273x8	—	1	—	1
4323	Petrol tap	1 6	1 6	1 6	1 6
4324	Petrol tap washer (fibre) M2273x9	—	—	—	—
4325	Knee grip only (2)	—	—	—	—
4326	Knee grip plate (2)	—	—	—	—
4327	Knee grip plate screws M2294x1 (2)	—	—	—	—
4328	Screw for steering damper arm M2294x1	—	2	—	2
4329	Screw washer M902x6	—	1	—	1
4330	Screw washer 1/4" spring	—	—	—	—
4331	Screw washer (leather)	—	1	—	1
4332	Screw washer (rubber)	—	1	—	1
4333	Petrol pipe with unions and nuts	—	2 3	—	2 3
4334	Petrol pipe with unions and nuts	—	—	—	2 3
4335	Equalising pipe M2116x8 with nipples and nuts	—	—	—	9
4336	Equalising pipe unions L115x3 (2) each	—	1 0	—	1 0
4337	Equalising pipe unions washer (fibre) M2273x9 (3) each	—	—	—	—
4338	Oil pipe M2116x7 with nipples and nuts	—	2 0	—	2 0
4339	Oil pipe with nipples and nuts	—	—	—	2 0
4340	Oil pipe with nipples and nuts (front)	—	2 0	—	—
4341	Oil pipe union L115x3	—	1 0	—	1 0
4342	Oil pipe union washer (fibre) M2273x9	—	—	—	—
4343	Oil tank M2532x1, less all fittings	—	2 0 0	—	—
4344	Oil tank filler cap	—	—	—	—
4345	Oil tank tube clip M2552x2 (2) each	—	—	—	—
4346	Oil tank tube clip screws M1097x12 (4) each	—	—	—	—
4347	Oil tank tube clip screws washer 1/4" spring (4) each	—	—	—	—
4348	Oil tank ball valve M1371x1	—	1 3	—	—
4349	Oil tank ball valve washer (fibre)	—	—	—	—
4350	Oil tank ball valve union L115x3	—	1 0	—	—
4351	Oil pipe with nuts and nipples (rear)	—	2 0	—	—
4352	Oil pipe rubber connection	—	1 0	—	—
4353	Oil pump control h-bar lever complete*	—	4 0	—	—
4354	Oil pump control cable and nipples	—	1 3	—	—
4355	Oil pump control cable casing	—	1 9	—	—
4356	Oil pump control cable thimble M1627x5	—	—	—	—
4357	Cap for pump barrel M986x2	—	—	—	—
4358	Plunger rod M593x8	—	—	—	—
4358A	Plunger rod collar M1171x3	—	—	—	—
4359	Plunger washers (leather) M1371x6 (2) each	—	—	—	—
4360	Plunger spring	—	—	—	—
4361	Plunger washer M593x9	—	—	—	—
4362	Plunger washer M1371x5	—	—	—	—
4363	Plunger nuts M1371x4 (2) each	—	—	—	—


* For separate parts, see 'Clutch control lever,' page 20.

ENGINE GROUP.

4364	Cylinder head M2254x1 with valve guides M1826x4	—	3 0 0	—	—
4365	Cylinder head M2525x1 with valve guides M1826x4	—	—	3 15 0	—




Serial No.	ENGINE GROUP (Contd.)	1929 'Special' Model.		1929 'Ulster' Model.		1929 '350 c.c.' Model.		1929 '250 c.c.' Model.	
		£	s. d.	£	s. d.	£	s. d.	£	s. d.
4366	Cylinder head L561x1 with valve guides L555x6	—	—	—	—	2	15	0	—
4367	Inlet valve overhead rocker M1901x1	10	6	—	—	—	—	—	—
4368	Inlet valve overhead rocker M2520x1	—	—	10	6	—	—	—	—
4369	Inlet valve overhead rocker L560x1	—	—	—	—	10	6	—	—
4370	Exhaust valve overhead rocker M1901x2	10	6	—	—	—	—	—	—
4371	Exhaust valve overhead rocker M2520x2	—	—	10	6	—	—	—	—
4372	Exhaust valve overhead rocker L560x2	—	—	—	—	10	6	—	—
4373	Overhead rocker spindle M2066x3 (2) each	2	6	—	—	—	—	—	—
4374	Overhead rocker spindle collar L149x3 (4) each	5	—	—	—	—	—	—	—
4375	Overhead rocker spindle distance piece M1664x3 (2) each	5	—	—	—	—	—	—	—
4376	Overhead rocker spindle rollers L148x9 (56) each	1	—	—	—	—	—	—	—
4377	Overhead rocker spindle nut, L.H. M2066x4 (2) each	2	—	—	—	—	—	—	—
4378	Overhead rocker spindle nut, R.H. M2066x5 (2) each	3	—	—	—	—	—	—	—
4379	Overhead rocker spindle washer 7/16" spring (4) each	1	—	—	—	—	—	—	—
4380	Overhead rocker distance collar L318x25 (2) each	3	—	—	—	—	—	—	—
4381	Overhead rocker greaser nipples (Tecalmit) (2) each	6	—	—	—	—	—	—	—
4382	Overhead rocker nut M254x2 (2) each	—	—	2	—	2	—	—	—
4383	Overhead rocker washer L560x8 (2) each	—	—	1	—	1	—	—	—
4384	Overhead rocker bearing ring L560x10 (4) each	—	—	2	0	2	0	—	—
4385	Overhead rocker end cap, R.H. L560x12 (2) each	—	—	1	0	—	—	—	—
4386	Overhead rocker end cap, R.H. L560x14 (2) each	—	—	—	—	1	0	—	—
4387	Overhead rocker end cap, L.H. L560x13 (2) each	—	—	1	0	1	0	—	—
4388	Overhead rocker centre cap L560x11 (4) each	—	—	1	0	1	0	—	—
4389	Overhead rocker roller M1987x6 (68) each	—	—	—	—	—	—	—	—
4390	Overhead rocker greaser nipple (Tecalmit) (4) each	—	—	14	—	14	—	—	—
4391	Cylinder head set screw M1851x1 (4) each	6	—	6	—	6	—	—	—
4392	Cylinder head set screw washer 148x22 (4) each	1	—	1	—	1	—	—	—
4393	Cylinder head plug M1474x4	6	—	6	—	6	—	—	—
4394	Cylinder head plug washer M1474x5	2	—	2	—	2	—	—	—
4395	Carburettor flange bolt M2079x2 (2) each	—	—	—	—	—	—	—	—
4396	Carburettor flange bolt washer 148x22 (2) each	1	—	1	—	1	—	—	—
4397	Carburettor flange washer M2079x3	3	—	3	—	3	—	—	—
4398	Carburettor flange washer M2079x5	—	—	—	—	—	—	—	—
4399	Overhead rocker support stud M2066x7 (4) each	—	—	—	—	—	—	—	—
4400	Overhead rocker support stud nut L286x4 (4) each	2	—	2	—	—	—	—	—
4401	Overhead rocker support stud washer 7/16" spring (4) each	1	—	1	—	—	—	—	—
4402	Overhead rocker support stud L537x5 (4) each	—	—	—	—	4	—	—	—
4403	Overhead rocker support stud nut M141x16 (4) each	—	—	—	—	2	—	—	—
4404	Overhead rocker support stud washer 3/8" spring (4) each	—	—	—	—	1	—	—	—
4405	Overhead rocker support plate, R.H. M2066x8	6	—	—	—	—	—	—	—
4406	Overhead rocker support plate, L.H. M2066x2	6	—	—	—	—	—	—	—
4407	Overhead rocker support plate, R.H. M2520x3	—	—	1	0	—	—	—	—
4408	Overhead rocker support plate, L.H. M2520x10	—	—	1	0	—	—	—	—
4409	Overhead rocker support plate, R.H. L560x3	—	—	—	—	1	0	—	—
4410	Overhead rocker support plate, L.H. L560x3	—	—	—	—	1	0	—	—
4411	Cylinder head washer (copper asbestos) M1629x15	6	—	6	—	—	—	—	—
4412	Cylinder head washer (copper asbestos) L66x1	—	—	—	—	5	—	—	—
4413	Overhead rocker box M2522x1	—	—	7	6	—	—	—	—
4414	Overhead rocker box cover M2522x2	—	—	3	6	—	—	—	—



Serial No.	ENGINE GROUP (Contd.)	1929	1929	1929	1929
		'Special' Model.	'Cluster' Model.	'350 c.c.' Model.	'250 c.c.' Model.
		£ s. d.	£ s. d.	£ s. d.	£ s. d.
4415	Overhead rocker box cover screws M2522x4 (2) each	—	3	—	—
4416	Overhead rocker box cover screws washer 1/4" spring (2) each	—	1	—	—
4417	Overhead rocker box screws M2522x3 (4) each	—	2	—	—
4418	Crank pin M1668x4	7 0	—	7 0	—
4419	Crank pin M1992x3	—	8 6	—	—
4420	Large end roller washer M1668x7 (2) each	2	—	2	—
4421	Large end roller washer M1992x4 (2) each	—	2	—	—
4422	Large end roller cage M1992x10	—	15 0	—	—
4423	Large end roller M507x3 (18) per set	2 3	—	2 3	—
4424	Large end roller L514x11 (12) per set	—	1 6	—	—
4425	Connecting rod M1937x2	10 6	—	—	—
4426	Connecting rod M1892x2	—	12 6	—	—
4427	Connecting rod M1937x8	—	—	10 6	—
4428	Piston M2155x1	10 6	10 6	—	—
4429	Piston L556x2	—	—	9 6	—
4430	Piston ring M2223x2 (2) each	1 3	1 3	—	—
4431	Piston ring M2223x3 (2) each	—	—	1 0	—
4432	Gudgeon pin M2057x2 with end pads	3 6	3 6	3 0	—
4433	Gudgeon pin L440x9 with end pads	—	4 6	—	—
4434	Valve tappet tube (top) M2626x5	—	4 6	—	—
4435	Valve tappet tube (bottom) M2626x6 with plate	—	4 6	—	—
4436	Valve tappet cover M2289x1	2 6	—	—	—
4437	Valve tappet cover screws M2118x6 (2) each	1 3	—	1 3	—
4438	Valve tappet rod M1661x6 (2) each	—	—	—	—
4439	Valve tappet rod M2358x1 (2) each	—	2 2	—	—
4440	Valve tappet rod nut 834x9 (2) each	—	5 5	—	—
4441	Valve tappet rod cup M1858x5 (2) each	—	1 9	—	—
4442	Valve tappet guide M1882x3 (2) each	1 9	1 9	1 9	—
4443	Valve rod M1858x4 (2) each	—	9	—	—
4444	Valve rod M1858x6 (2) each	—	9	—	—
4445	Valve rod M1858x13 (2) each	—	9	—	—
4446	Inlet valve M2048x1 (2) each	6 0	6 0	6 0	—
4447	Inlet valve L555x3 (2) each	—	7 0	—	—
4448	Exhaust valve M2048x2 (2) each	7 0	7 0	7 0	—
4449	Exhaust valve L555x2 (2) each	—	—	7 0	—
4450	Valve guide M1826x4 with bottom seat (4) each	1 3	1 3	—	—
4451	Valve guide L555x6 with bottom seat (4) each	—	—	1 3	—
4452	Valve spring (outer) M1673x9 (4) each	—	6	—	—
4453	Valve spring (outer) M1923x1 (4) each	—	8	—	—
4454	Valve spring (outer) L602x1 (4) each	—	4	—	—
4455	Valve spring (inner) M1673x10 (4) each	—	5	—	—
4456	Valve spring (inner) M1923x2 (4) each	—	4	—	—
4457	Valve spring (inner) L602x2 (4) each	—	—	4	—
4458	Valve spring seat (top) M1673x11 (4) each	1 0	1 2	—	—
4459	Valve spring seat (top) L77x15 (4) each	—	—	1 0	—
4460	Valve split collar L148x7 (4 pairs) per pair	4	4	4	—
4461	Valve split collar M2339x5 (4 pairs) per pair	3 6	3 6	3 6	—
4462	Exhaust rocker (internal) M2022x3	3 3	3 3	3 3	—
4463	Inlet rocker (internal) M2022x2	3 3	3 3	3 3	—
4464	Rocker stud M2022x6	—	1 0	1 0	—
4465	Rocker stud nut 2039x8	—	2	2	—
4466	Rocker stud locking plate M1662x10	—	1	1	—
4467	Rocker stud washer 3/8" spring	—	1	1	—
4468	Exhaust valve lifter M1662x15	2 3	2 3	2 3	—
4469	Exhaust valve lifter bush M1662x2	1 0	1 0	1 0	—
4470	Exhaust valve lifter lever M1662x4	—	2	—	—
4471	Exhaust valve lifter nut 4124x3	—	1	—	—
4472	Exhaust valve lifter washer 1769x6	—	—	—	—
4473	Cam wheel M2137x5	12 6	—	12 6	—
4474	Cam wheel M2248x6	—	12 6	—	—
4475	Magnita pinion L314x10, complete with nuts	3 3	3 3	3 3	—
4476	Intermediate gear wheel M2076x2	8 6	8 6	8 6	—
4477	Driving pinion for P. H. axle M1937x5	3 0	3 0	3 0	—
4478	Driving pinion for L. H. axle M1937x5	3 0	3 0	3 0	—
4479	Cam wheel bush (outer) M2076x10	3 0	3 0	3 0	—
4480	Cam wheel bush (inner) M1661x4	2 9	2 9	2 9	—
4481	Intermediate gear wheel bush M318x2 (2) each	1 6	1 6	1 6	—
4482	Cylinder barrel M1947x2	1 17 6	—	—	—
4483	Cylinder barrel M1947x3	—	1 19 0	—	—
4484	Cylinder barrel L562x1	—	—	1 16 0	—
4485	Cylinder compression plate M1855x5	6	—	6	—

* 300 c.c. (2); 350 c.c. (1) each.




Serial No.	ENGINE GROUP (Contd.)	1929 'Special' Model.		1929 'Ulster' Model.		1929 '350 c.c.' Model.		1929 '250 c.c.' Model.	
		£ s. d.	£ s. d.	£ s. d.	£ s. d.	£ s. d.	£ s. d.	£ s. d.	£ s. d.
4486	Cylinder compression plate M1995x2 ...	—	6	—	—	—	—	—	—
4487	Cylinder stud M1995x3 (4) each ...	3	3	—	3	—	—	—	—
4488	Cylinder stud nut M1995x5 (4) each ...	2	2	—	2	—	—	—	—
4489	Cylinder stud washer M1995x4 (4) each ...	—	1	—	1	—	—	—	—
4490	Flywheel M1882x4 (2) each ...	12	6	—	—	—	—	—	—
4491	Flywheel M2334x1 (2) each ...	—	—	13	6	—	—	—	—
4492	Flywheel M1882x6 (2) each ...	—	—	—	—	12	6	—	—
4493	L.H. axle L268x5 ...	9	9	—	—	9	9	—	—
4494	L.H. axle M2357x10 ...	—	—	12	6	—	—	—	—
4495	Crank pin and axle nut M1668x5 (4) each ...	5	5	—	5	—	—	—	—
4496	Crank pin and axle nut locking plate M1668x6 (4) each ...	2	2	—	2	—	—	—	—
4497	Crank pin and axle nut locking plate screw M175x7 (4) each ...	1	1	—	1	—	—	—	—
4498	R.H. axle M1825x5 ...	7	0	—	7	0	—	—	—
4499	R.H. axle M2416x4 ...	—	—	7	0	—	—	—	—
4500	Crank case main bearing, R.H. R.M.C.22. B/S. ...	15	6	—	15	6	—	—	—
4501	Ditto, ditto, R.H. R.M.S.9/1 ...	—	—	17	3	—	—	—	—
4502	Ditto, ditto, L.H. R.M.C.22. B/S. ...	15	6	—	15	6	—	—	—
4503	Ditto, ditto, L.H. R.M.S.9/1 ...	—	—	17	3	—	—	—	—
4504	Ditto, ditto, L.H. M.C.22 ...	—	—	10	9	—	—	—	—
4505	Crank case main bearing spacing ring M2357x7 ...	—	—	1	—	—	—	—	—
4506	Crank case main bearing lock nut M2357x9 ...	—	—	1	0	—	—	—	—
4507	Crank case main bearing washers M2423x9 (2) each ...	—	—	4	—	—	—	—	—
4507A	Crank case main bearing washers M1937x9 (2) each ...	2	—	—	2	—	—	—	—
4508	Crank case main bearing washers M1937x7 (as required) each ...	2	—	—	2	—	—	—	—
4509	Chain ring M2009x8 for engine shaft ...	5	0	—	5	0	—	—	—
4510	Chain ring M2357x3 for engine shaft ...	—	—	6	6	—	—	—	—
4511	Chain ring L578x3 for engine shaft ...	—	—	—	—	6	0	—	—
4512	Shock absorber L238x7 with container L238x9 ...	2	3	—	2	3	—	—	—
4513	Shock absorber L238x7 with container M2357x5 ...	—	—	2	3	—	—	—	—
4514	Shock absorber L578x4 with container L578x6 ...	—	—	—	—	4	0	—	—
4515	Shock absorber spring L239x6 ...	2	0	—	2	0	—	—	—
4516	Shock absorber spring L239x9 ...	—	—	2	0	—	—	—	—
4517	Shock absorber spring L578x9 ...	—	—	—	—	2	0	—	—
4518	Shock absorber spring stop L238x8 ...	6	—	—	6	—	—	—	—
4519	Shock absorber spring stop M2423x6 ...	—	—	9	—	—	—	—	—
4520	Shock absorber stop L239x1 ...	6	—	—	6	—	—	—	—
4521	Axle nut L239x2 ...	5	—	5	—	—	—	—	—
4522	Axle nut L578x7 ...	—	—	—	—	6	6	—	—
4523	Axle washer L578x8 ...	—	—	—	—	—	—	6	6
4524	Axle adapter L578x2 ...	—	—	—	—	—	—	6	6
4525	Axle sprocket for mag-drive L578x6 ...	—	—	—	—	—	—	6	6
4526	Axle washer 7/8" spring ...	—	—	—	—	—	—	2	2
4527	Maglita table L549x7 ...	—	—	—	—	—	—	1	6
4528	Magneto table L549x8 ...	—	—	—	—	—	—	—	6
4529	Magneto base bolt M2294x1 (4) each ...	—	—	—	—	—	—	—	3
4530	Maglita base bolt L549x5 (4) each ...	—	—	—	—	—	—	—	3
4531	Maglita sprocket L549x6 ...	—	—	—	—	3	6	—	6
4532	Maglita chain 4x1/4, 46 links ...	—	—	—	—	1	6	—	6
4533	Maglita table and crank case bolt L580x4 ...	—	—	—	—	—	—	4	—
4534	Maglita table and crank case bolt nut M366x8 ...	—	—	—	—	—	—	1	—
4535	Maglita table and crank case bolt washer L749x5 ...	—	—	—	—	—	—	—	1
4536	Maglita table and crank case bolt washer 1/4" spring (2) each ...	—	—	—	—	—	—	—	1
4537	Maglita table and crank case bolt distance piece L549x2 ...	—	—	—	—	—	—	3	—
4538	Maglita clamp M2293x2 with eyebolt (front) ...	9	—	9	—	—	—	—	—
4539	Maglita clamp M2293x3 with eyebolt (rear) ...	9	—	9	—	—	—	—	—
4540	Maglita clamp nut 5/8x9 (4) each ...	1	—	1	—	—	—	—	—
4541	Maglita clamp washer L769x5 (4) each ...	—	—	—	—	—	—	—	—
4542	Maglita clamp dowel L81x5 ...	2	—	2	—	—	—	—	—
4543	High tension lead ...	6	—	6	—	—	—	—	—
4544	Felt washer for Maglita pinion M2132x5 ...	1	—	1	—	—	—	—	—
4545	Magneto strap M2344x1 with eyebolt (front) ...	1	3	1	3	1	3	—	—
4546	Magneto strap M2344x2 with eyebolt (rear) ...	1	3	1	3	1	3	—	—
4547	Magneto strap bolt M1887x7 ...	4	—	4	—	4	—	—	—

Serial No.	ENGINE GROUP (Contd.)	1929 'Special' Model.		1929 'Ulster' Model.		1929 '350 c.c.' Model.		1929 '250 c.c.' Model.	
		£ s. d.	£ s. d.	£ s. d.	£ s. d.	£ s. d.	£ s. d.	£ s. d.	£ s. d.
4548	Magneto dowel L314x9 ...	2	—	2	—	—	—	—	—
4549	Crank case bolt (front and rear top) L377x4 (2) each ...	6	—	6	—	—	—	—	—
4550	Crank case bolt (front bottom) L280x16 ...	6	—	6	—	—	—	—	—
4551	Crank case bolt nut M254x2 (3) each ...	2	—	2	—	—	—	—	—
4552	Crank case bolt washer 5/16" spring (2) each ...	1	—	1	—	—	—	—	—
4553	Crank case drain plug M1176x3 ...	3	—	3	—	—	—	—	—
4554	Crank case bolt (rear bottom) L377x8 ...	9	—	9	—	—	—	—	—
4555	Crank case bolt nut 2089x8 ...	2	—	2	—	—	—	—	—
4556	Crank case bolt washer 3/8" spring ...	1	—	1	—	—	—	—	—
4557	Crank case and timing cover dowel M2340x2 (2) each ...	3	—	3	—	—	—	—	—
4558	Crank case air release (complete) L79x7 ...	1	0	1	0	1	0	—	—
4559	Oil pump plunger M2118x4 ...	4	6	4	6	4	6	—	—
4560	Oil pump plunger spring M2075x9 ...	2	—	2	—	—	—	—	—
4561	Oil pump adjuster M2111x3 ...	2	6	2	6	2	6	—	—
4562	Oil pump adjuster plate M2076x6 ...	6	—	6	—	—	—	—	—
4563	Oil pump adjuster plate screws M2118x6 (2) each ...	1	—	1	—	—	—	—	—
4564	Oil pump barrel M2076x5 ...	1	0	1	0	1	0	—	—
4565	Oil pump barrel locking screw L251x5 ...	2	—	2	—	—	—	—	—
4566	Oil pump tell-tale M2118x10, complete ...	1	0	1	0	1	0	—	—
4567	Oil pump tell-tale washer (fibre) ...	1	—	1	—	—	—	—	—
4568	Oil pump tell-tale, complete with body, B. & L. ...	—	—	2	0	—	—	—	—
4569	Crank case, R.H. M2338x2 with studs ...	2	0	0	—	1	15	0	—
4570	Crank case, R.H. M2338x3 with studs ...	1	15	0	—	1	15	0	—
4571	Crank case, L.H. M2339x2 with studs ...	1	10	0	—	1	5	0	—
4572	Crank case, L.H. M2339x3 with studs ...	2	0	0	—	2	0	0	—
4573	Timing gear cover M2349x1 ...	17	6	15	0	15	0	—	—
4574	Timing gear cover screw (long) M1662x6 (6) each ...	3	—	3	—	—	—	—	—
4575	Timing gear cover screw (short) M1662x9 (2) each ...	2	—	2	—	—	—	—	—
4576	Timing gear cover thrust cap T339x12 ...	5	—	5	—	—	—	—	—

GEAR BOX GROUP.

4577	Gear box body M2493x1, with operating mechanism cover L254x2 fitted ...	1	11	6	1	7	6	1	7	6
4578	Gear box stud T343x2 (14) each ...	2	—	2	—	2	—	2	—	2
4579	Gear box stud nut T343x1 (14) each ...	1	—	1	—	1	—	1	—	1
4580	Gear box stud washer T343x14 (14) each ...	1	—	1	—	1	—	1	—	1
4581	Gear box dowel T255x2 (2) each ...	1	—	1	—	—	—	—	—	1
4582	Gear box bracket bolt L284x6 (2) each ...	5	—	5	—	—	—	—	—	5
4583	Gear box bracket bolt nut M111x16 (2) each ...	2	—	2	—	—	—	—	—	2
4584	Gear box bracket bolt washer L48x22 (2) each ...	1	—	1	—	1	—	1	—	1
4585	Gear box filler cap T339x12 ...	5	—	5	—	—	—	—	—	5
4586	Gear box drain plug T339x14 ...	3	—	3	—	—	—	—	—	3
4587	Gear box adjuster M2492x7 ...	1	0	1	0	1	0	1	0	1
4588	Gear box adjuster nut M366x8 (2) each ...	1	—	1	—	—	—	—	—	1
4589	Gear box adjuster bridge M2492x6 ...	9	—	9	—	—	—	—	—	9
4590	Gear box end cover L279x1, with bush L250x5 and bush L283x2 fitted ...	1	1	0	1	0	0	1	0	0
4591	Clutch operating lever L251x1 ...	1	9	1	9	1	9	1	9	1
4592	Clutch operating lever stud L251x3 ...	3	—	3	—	—	—	—	—	3
4593	Clutch operating lever stud nut 4124x9 ...	1	—	1	—	—	—	—	—	1
4594	Clutch adjusting screw L498x1 ...	6	—	6	—	—	—	—	—	6
4595	Clutch adjusting screw nut 4124x9 ...	1	—	1	—	—	—	—	—	1
4596	Clutch operating rod (long) L259x16 ...	8	—	8	—	—	—	—	—	8
4597	Clutch operating rod (short) L498x6 ...	6	—	6	—	—	—	—	—	6
4598	Driving shaft M2056x1 with bush L481x4 ...	15	9	—	—	15	9	15	9	—
4599	Driving shaft M2059x8 with bush L481x4 ...	—	—	15	9	—	—	—	—	—
4600	Driving shaft bush L481x4 ...	9	—	9	—	—	—	—	—	9
4601	Driving shaft felt washer L285x10 ...	3	—	3	—	—	—	—	—	3
4602	Driving shaft star spring washer L285x11 ...	2	—	2	—	—	—	—	—	2
4603	Driving shaft roller L148x9 (20) each ...	1	—	1	—	—	—	—	—	1
4604	Driving shaft roller ring L259x5 ...	3	6	3	6	3	6	3	6	3
4605	Driving shaft roller washer L283x5 ...	4	—	4	—	—	—	—	—	4
4606	4th speed wheel M2008x7 ...	15	6	—	—	15	6	15	6	—
4607	4th speed wheel M2008x8 ...	—	—	15	6	—	—	—	—	—
4608	4th speed wheel lock nut L249x3 ...	9	—	9	—	—	—	—	—	9
4609	4th speed wheel spring M2250x5 ...	2	—	2	—	—	—	—	—	2
4610	4th speed wheel thrust washer M1985x2 ...	6	—	6	—	—	—	—	—	6
4611	4th speed wheel roller (short) L148x9 (39) each ...	1	—	1	—	—	—	—	—	1
4612	4th speed wheel roller (long) L250x7 (46) each ...	1	—	1	—	—	—	—	—	1
4613	4th speed wheel roller ring L249x6 ...	4	6	4	6	4	6	4	6	4

Serial No.	GEAR BOX GROUP (Contd.)	1929	1929	1929	1929
		'Special' Model.	'Cluster' Model.	'350 c.c.' Model.	'250 c.c.' Model.
		£ s. d.	£ s. d.	£ s. d.	£ s. d.
4614	4th speed wheel roller washer L249x9 ...	9	9	9	9
4615	4th speed wheel roller distance piece L249x10	3	3	3	3
4616	Driving sprocket, 25 tooth, M2008x5 ...	2 0	—	—	—
4617	Driving sprocket, 22 tooth, M2008x4 ...	1 10	1 10	—	—
4618	Driving sprocket, 26 tooth, M2008x9 ...	—	2 0	—	—
4619	Driving sprocket, 21 tooth, M2008x15 ...	—	—	1 9	—
4620	Driving sprocket, 19 tooth, M2008x10 ...	—	—	1 9	—
4621	Driving sprocket, 18 tooth, L577x7 ...	—	—	—	1 9
4622	3rd speed wheel on driving shaft and 2nd speed wheel on countershaft M2007x2 (2) each ...	7 6	7 6	7 6	7 6
4623	2nd speed wheel on driving shaft and 3rd speed wheel on countershaft M1987x3 (2) each ...	6 0	6 0	6 0	6 0
4624	1st speed wheel M2069x2 ...	8 0	—	8 0	—
4625	1st speed wheel M2069x7 ...	—	8 0	—	8 0
4626	1st speed wheel thrust washer L250x4	—	9	—	9
4627	Countershaft M2059x3 ...	12 6	—	12 6	—
4628	Countershaft M2043x1 ...	—	12 6	—	—
4629	Countershaft rollers M1987x6 (15) each	13	11	11	11
4630	Striking fork L523x9 with pegs (2) each	1 9	1 9	1 9	1 9
4631	Striking fork plate L523x10 (2) each ...	1 3	1 3	1 3	1 3
4632	Striking fork stud L285x4 (2) each ...	6	6	6	6
4633	Striking fork bush L284x11 (2) each ...	1	1	1	1
4634	Striking fork stud washer L284x10 (2) each	—	9	—	9
4635	Selector quadrant M2384x1 ...	7 6	7 6	7 6	7 6
4636	Selector quadrant bush L312x2 ...	1 0	1 0	1 0	1 0
4637	Selector quadrant bush locking screw L251x5	2	2	2	2
4638	Selector quadrant bush washer L251x9	1	1	1	1
4639	Selector quadrant operating lever L569x4	4	4	4	4
4640	Selector quadrant operating lever nut 2039x8 ...	2	2	2	2
4641	Selector quadrant operating lever washer 3/8" spring ...	1	1	1	1
4642	Selector quadrant plunger L523x5 ...	6	6	6	6
4643	Selector quadrant plunger spring L523x6	2	2	2	2
4644	Selector quadrant plunger sleeve L523x3	1 0	1 9	1 0	1 0
4645	Kick starter lever M2259x1 with peg ...	6 9	6 9	6 9	6 9
4646	Kick starter lever spring M1989x3 ...	9	9	9	9
4647	Kick starter lever spring cover L283x8	—	3	—	3
4648	Kick starter lever spindle L283x11 ...	2 6	2 6	2 6	2 6
4649	Kick starter lever spindle nut L283x7	3	3	3	3
4650	Kick starter lever spindle nut locking plate L283x9 ...	1	1	1	1
4651	Kick starter lever spindle nut locking plate screw M178x7	1	1	1	1
4652	Kick starter lever spindle bearing M1985x6	2 6	2 6	2 6	2 6
4653	Kick starter lever spindle bearing peg M1985x4 ...	2	2	2	2
4654	Kick starter lever stop stud L285x6 ...	3	3	3	3
4655	Kick starter lever stop stud nut 2039x8	2	2	2	2
4656	Kick starter lever stop stud washer 148x22 (3) each ...	1	1	1	1
4657	Kick starter lever stop rubber L312x8	4	4	4	4
4658	Kick starter lever stop distance piece L285x3 ...	2	2	2	2
4659	Kick starter lever stop distance piece L312x7 ...	2	2	2	2
4660	Kick starter driving sleeve L137x4 ...	4 0	4 0	4 0	4 0
4661	Kick starter driving sleeve carrier L283x4	7 0	7 0	7 0	7 0
4662	Kick starter driving sleeve spring L284x7	3	3	3	3
4663	Kick starter driving sleeve stop L284x8	6	6	6	6
4664	Kick starter driving sleeve stop washer 3007x3 ...	1	1	1	1
4665	Kick starter driving sleeve bearing cage L137x5 ...	3 0	3 0	3 0	3 0
4666	Kick starter driving sleeve roller, 25" dia. (11) each ...	1	1	1	1
4667	Kick starter driving sleeve carrier bush L283x2 ...	4 6	4 6	4 6	4 6
4668	Kick starter driving sleeve carrier bush washer L523x7 or 8 ...	1	1	1	1
4669	Chain wheel M2062x2 with friction rings and bearing ...	13 6	13 6	13 6	—
4670	Chain wheel L577x2, ditto, ditto ...	—	—	—	12 6
4671	Chain wheel secondary plate M2062x6 with friction rings ...	8 0	8 0	8 0	8 0
4672	Friction rings with rivets (2 pairs), pair	5 6	5 6	5 6	5 6
4673	Driving plate M2062x7 with driving sleeve	6 9	6 9	6 9	6 9
4674	Presser plate M2062x4 with studs fitted	1 3	1 3	1 3	1 3
4675	Secondary driving plate M2062x5 ...	2 6	2 6	2 6	2 6



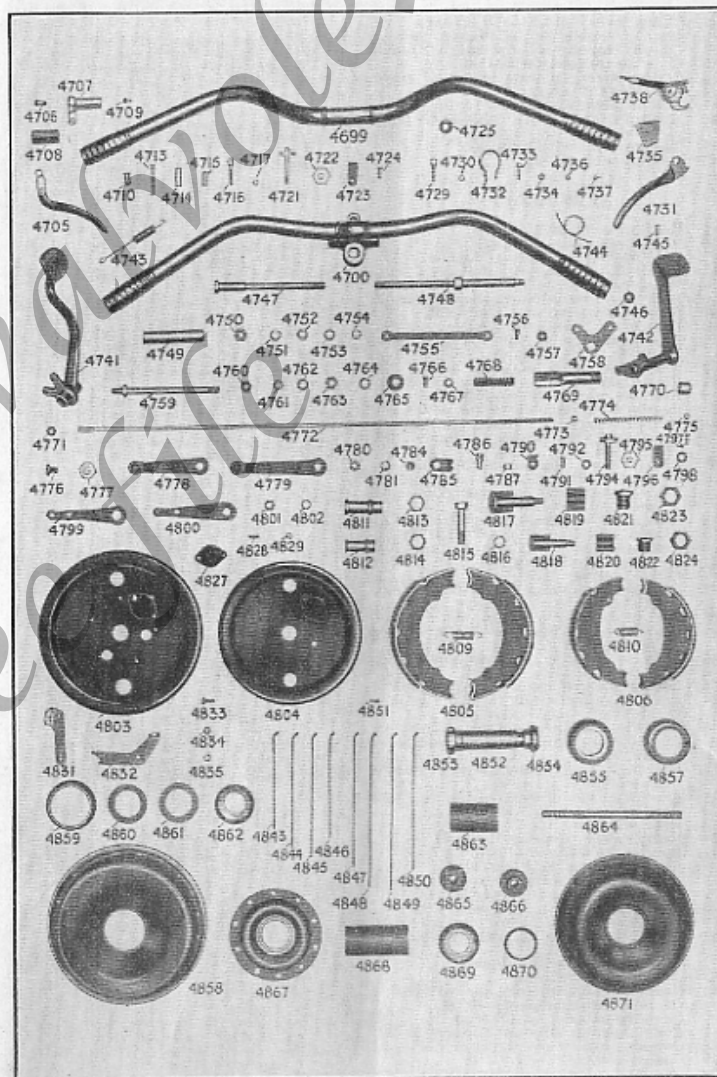
Serial No.	GEAR BOX GROUP (Contd.)	1929	1929	1929	1929
		'Special' Model.	'Ulster' Model.	'350 c.c.' Model.	'250 c.c.' Model.
		£ s. d.	£ s. d.	£ s. d.	£ s. d.
4676	Operating plate M2063x3 with rivet ...	9	9	9	9
4677	Operating plate nut T345x1 (4) each ...	1	1	1	1
4678	Operating plate washer 1/4" spring (4) each ...	1	1	1	1
4679	Spring M2013x4 (8) each ...	2	2	2	2
4680	Spring cup M2063x10 (8) each ...	1	1	1	1
4681	Spring thimble M2063x9 (8) each ...	1	1	1	1
4682	Spring container M2063x8 ...	6	6	6	6
4683	Axle nut M2063x11 ...	6	6	6	6
4684	Axle nut locking plate M2063x12 ...	1	1	1	1

GEAR CONTROL GROUP.

4685	Control lever M2568x1 ...	2 9	2 9	2 9	2 9
4686	Control lever pin M1911x9 ...	3	3	3	3
4687	Control lever pin washer M435x3 ...	1	1	1	1
4688	Control lever pin washer M1629x10 ...	1	1	1	1
4689	Control lever pin spring washer, 5/16" ...	1	1	1	1
4690	Control lever pin spring washer, 9/16" (double coil) ...	2	2	2	2
4691	Gate M2283x1 ...	2 6	2 6	2 6	2 6
4692	Gate screws M2294x1 (2) each ...	2	2	2	2
4693	Gate screws washer 1/4" spring (2) each ...	1	1	1	1
4694	Gate strengthening plate M2273x12 ...	3	3	3	3
4695	Control rod M1911x1 with forked joints ...	2 6	2 6	2 6	2 6
4696	Control rod M1911x12 with forked joints ...	2	2	2	2
4697	Forked joint pin M121x6 (2) each ...	2	2	2	2
4698	Forked joint pin washer 1769x5 (3) each ...	1	1	1	1

HANDLEBAR AND CONTROLS GROUP.

4699	Handlebar (celluloid covered) M2530x1, less all fittings ...	1 2 6	1 2 6	1 2 6	—
4700	Handlebar (celluloid covered), less all fittings ...	—	—	—	1 7 0
4701	Handlebar M2530x1, complete with fittings for front brake and exhaust lifter controls ...	1 19 0	1 19 0	1 19 0	—
4702	Handlebar, complete with fittings for front brake and exhaust lifter controls ...	—	—	2 2 6	—
4703	Handlebar M2530x1, complete with twist grip throttle control and inverted lever front brake and exhaust lifter controls ...	2 15 9	2 15 9	2 15 9	—
4704	Handlebar, complete with twist grip throttle control and inverted lever front brake and exhaust lifter controls ...	—	—	2 19 3	—
4705	Inverted lever M386x7 (2) each ...	2 0	2 0	2 0	2 0
4706	Inverted lever screw M386x8 (2) each ...	1 2	1 2	1 2	1 2
4707	Inverted lever fulcrum M2558x2 (2) each ...	1 3	1 3	1 3	1 3
4708	Inverted lever fulcrum distance piece M388x10 (2) each ...	3	3	3	3
4709	Inverted lever fulcrum screw 564x6 (2) each ...	1	1	1	1
4710	Cable stop M968x5 (2) each ...	4	4	4	4
4711	Exhaust lifter cable with nipples ...	1 0	1 0	1 0	1 0
4712	Exhaust lifter cable casing ...	1 6	1 6	1 6	1 6
4713	Exhaust lifter cable spring M1662x13 ...	1	1	1	1
4714	Exhaust lifter cable spring cover (outer) M1662x11 ...	3	3	3	—
4715	Exhaust lifter cable spring cover (inner) M1662x12 ...	3	3	3	—
4716	Exhaust lifter cable adjuster L251x4 ...	3	3	3	—
4717	Exhaust lifter cable adjuster nut L124x9 (2) each ...	1	1	1	—
4718	Front brake cable with nipples ...	1 9	1 9	1 9	1 9
4719	Front brake cable casing ...	1 3	1 3	1 3	1 3
4720	Front brake cable cover (Exonite) ...	1 4	1 4	1 4	1 4
4721	Front brake cable adjuster M2274x8 ...	1 6	1 6	1 6	1 6
4722	Front brake cable adjuster lock nut M2274x9 ...	4	4	4	4
4723	Front brake cable stirrup M2279x3 ...	2	2	2	2
4724	Front brake cable stirrup pin T185x6 ...	3	3	3	3
4725	Front brake cable stirrup pin washer 1769x5 ...	1	1	1	1
4726	Clutch control, with cable and casing complete ...	6 6	6 6	6 6	6 6
4727	Clutch cable with nipples ...	1 3	1 3	1 3	1 3
4728	Clutch cable casing ...	1 9	1 9	1 9	1 9
4729	Clutch cable adjuster L251x4 ...	3	3	3	3
4730	Clutch cable adjuster nut L124x9 ...	1	1	1	1
4731	Clutch lever L465x2 ...	2 0	2 0	2 0	2 0



Serial No.	HANDLEBAR AND CONTROLS GROUP (Contd.)	1929 'Special' Model.		1929 'Ulster' Model.		1929 '350 c.c.' Model.		1929 '250 c.c.' Model.	
		£ s. d.	£ s. d.	£ s. d.	£ s. d.	£ s. d.	£ s. d.	£ s. d.	£ s. d.
4732	Clutch lever clip L346x10 (2) each ...	5	5	5	5	5	5	5	5
4733	Clutch lever clip bolt L346x6 (2) each ...	2	2	2	2	2	2	2	2
4734	Clutch lever clip bolt 564x9 (2) each ...	1	1	1	1	1	1	1	1
4735	Clutch lever fulcrum L346x3 ...	6	6	6	6	6	6	6	6
4736	Clutch lever fulcrum distance piece L346x4 (2) each ...	2	2	2	2	2	2	2	2
4737	Clutch cable thimble M1815x9 ...	2	2	2	2	2	2	2	2
4738	Maglita control, with cable and casing complete ...	7 0	7 0	7 0	7 0	7 0	7 0	7 0	7 0
4739	Maglita cable with nipples ...	10	10	10	10	10	10	10	10
4740	Maglita cable casing ...	1 3	1 3	1 3	1 3	1 3	1 3	1 3	1 3

BRAKES GROUP.


4741	Rear brake pedal M2282x5 ...	6 0	6 0	6 8	3 6				
4742	Rear brake pedal L558x5 ...								
4743	Rear brake pedal spring M2306x1 ...	2	2	2	2				
4744	Rear brake pedal spring L594x4 ...								
4745	Rear brake pedal pin T185x6 ...								
4746	Rear brake pedal pin washer 1769x5 ...								
4747	Rear brake pedal bolt M2282x6 ...	1 6	1 6	1 6	1 6				
4748	Rear brake pedal bolt L594x1 ...								
4749	Rear brake pedal bolt distance piece L518x15 ...	9	9	9	9				
4750	Rear brake pedal bolt nut L280x4 ...	2	2	2	2				
4751	Rear brake pedal bolt washer 7/16" spring ...	1	1	1	1				
4752	Rear brake pedal bolt nut 2039x8 ...								
4753	Rear brake pedal bolt washer M639x5 ...								
4754	Rear brake pedal bolt washer 3/8" spring ...								
4755	Rear brake pedal connecting link M2281x6 (2) each ...	3	3	3	3				
4756	Rear brake pedal connecting link pin T185x6 (2) each ...	3	3	3	3				
4757	Rear brake pedal connecting link pin washer 1769x5 (2) each ...	1 6	1 6	1 6	1 6				
4758	Rear brake bell crank lever M2282x2 ...	1 0	1 0	1 0	1 0				
4759	Rear brake bell crank lever bolt nut 2039x8 ...	2	2	2	2				
4761	Rear brake bell crank lever bolt washer 3/8" spring ...	1	1	1	1				
4762	Rear brake bell crank lever bolt washer M639x5 ...	1	1	1	1				
4763	Rear brake bell crank lever bolt nut L280x4 ...	2	2	2	2				
4764	Rear brake bell crank lever bolt washer 7/16" spring ...	1	1	1	1				
4765	Rear brake bell crank lever bolt washer M1629x10 ...	1	1	1	1				
4766	Rear brake bell crank lever pin T185x6 ...	3	3	3	3				
4767	Rear brake bell crank lever pin washer 1769x5 ...	1	1	1	1				
4768	Rear brake compression spring M2244x1 ...	3	3	3	3				
4769	Rear brake compression spring container M2284x1 ...	1 9	1 9	1 9	1 9				
4770	Rear brake compression spring container cap M2284x2 ...	8	8	8	8				
4771	Rear brake compression spring stop M2284x3 ...	2	2	2	2				
4772	Rear brake rod M2284x5 ...	1 0	1 0	1 0	1 0				
4773	Rear brake rod nut T343x1 ...	2	2	2	2				
4774	Rear brake rod spring M2306x2 ...	2	2	2	2				
4775	Rear brake rod nut 1124x9 ...	1	1	1	1				
4776	Rear brake rod bush M2244x3 ...	4	4	4	4				
4777	Rear brake rod adjusting nut M2244x13 ...	3	3	3	3				
4778	Rear brake operating lever M2244x11 ...	1 6	1 6	1 6	1 6				
4779	Rear brake operating lever M2276x1 ...	2	2	2	2				
4780	Rear brake operating lever nut M1111x16 ...	2	2	2	2				
4781	Rear brake operating lever washer 3/8" spring ...	1	1	1	1				
4782	Coupling cable with nipples ...	1 3	1 3	1 3	1 3				
4783	Coupling cable casing ...	9	9	9	9				
4784	Coupling cable thimble stop M1782x5 ...	2	2	2	2				
4785	Coupling cable bracket L402x5 ...	3	3	3	3				
4786	Coupling cable stop M2378x3 ...								
4787	Coupling cable stop nut 654x9 ...								
4788	Coupling cable tube M2269x1 ...	8	8	8	8				
4789	Coupling cable tube L556x8 ...								
4790	Coupling cable stirrup M2281x5 ...	2	2	2	2				
4791	Coupling cable stirrup pin T185x3 ...	3	3	3	3				
4792	Coupling cable stirrup pin washer 1769x5 ...	1	1	1	1				
4793	Coupling cable cover (Lexonite) ...	4	4	4	4				
4794	Coupling cable adjuster M2274x3 ...	1 6	1 6	1 6	1 6				

Serial No.	BRAKES GROUP (Contd.)	1929 'Special' Model.		1929 'Ulster' Model.		1929 '350 c.c.' Model.		1929 '250 c.c.' Model.	
		£ s. d.	£ s. d.	£ s. d.	£ s. d.	£ s. d.	£ s. d.	£ s. d.	£ s. d.
4795	Coupling cable adjuster nut M2274x3 ...	4	4	4	4	4	4	4	4
4796	Coupling cable stirrup M2279x3 ...	2	2	2	2	2	2	2	2
4797	Coupling cable stirrup pin T185x3 ...	3	3	3	3	3	3	3	3
4798	Coupling cable stirrup pin washer 1769x5 ...	1	1	1	1	1	1	1	1
4799	Front brake operating lever M2274x7 ...	9	9	9	9	9	9	9	9
4800	Front brake operating lever M2478x2 ...								
4801	Front brake operating lever nut M1111x16 ...	2	2	2	2	2	2	2	2
4802	Front brake operating lever washer 3/8" spring ...	1	1	1	1	1	1	1	1
4803	Brake anchor plate M2540x3 with oil retainer cup ...	5 6	5 6	5 6	5 6				
4804	Brake anchor plate L592x1 with oil retainer cup ...					5 0	5 0	5 0	5 0
4805	Brake shoes M2324x2 and 3 with friction linings per pair ...	14 0	14 0	14 0	14 0				
4806	Brake shoes M2470x1 and 2 with friction linings, per pair ...					13 0	13 0	13 0	13 0
4807	Brake friction linings M2174x1 with rivets, per pair ...	3 6	3 6	3 6	3 6				
4808	Brake friction linings M2470x10 with rivets, per pair ...					2 6	2 6	2 6	2 6
4809	Brake shoe spring M2177x15 (2) each ...	2	2	2	2				
4810	Brake shoe spring M2470x15 (2) each ...					2	2	2	2
4811	Brake shoe fulcrum M2154x4 ...	1 0	1 0	1 0	1 0				
4812	Brake shoe fulcrum L563x10 ...					1 0	1 0	1 0	1 0
4813	Brake shoe fulcrum nut M2154x6 ...	4	4	4	4				
4814	Brake shoe fulcrum bolt L563x12 ...					4	4	4	4
4815	Brake shoe fulcrum bolt M2154x10 ...	8	8	8	8				
4816	Brake shoe fulcrum bolt washer 1/2" spring ...	1	1	1	1				
4817	Brake shoe operating cam M2174x7 ...	2 9	2 9	2 9	2 9				
4818	Brake shoe operating cam M2470x7 ...					2 6	2 6	2 6	2 6
4819	Brake shoe operating cam bearing plates M2324x4 (2) each ...	4	4	4	4				
4820	Brake shoe operating cam bearing plates M2470x3 (2) each ...					4	4	4	4
4821	Brake shoe operating cam bush M2154x3 ...	8	8	8	8				
4822	Brake shoe operating cam bush M2470x8 ...					8	8	8	8
4823	Brake shoe operating cam bush nut M2190x11 ...	6	6	6	6				
4824	Brake shoe operating cam bush nut M2470x9 ...					6	6	6	6
4825	Brake shoe operating cam bush washer M2190x12 ...	2	2	2	2				
4826	Brake shoe operating cam bush washer M64x9 ...					2	2	2	2
4827	Plate for covering speedo. hole L558x11 ...	2	2	2	2				
4828	Plate screws 649x16 (2) each ...	1	1	1	1				
4829	Plate screws nuts 564x3 (2) each ...	1	1	1	1				
4830	Plate screws washers 3/16" spring (2) each ...	1 1/2	1 1/2	1 1/2	1 1/2				
4831	Brake lock plate M2083x3 ...	2 0	2 0	2 0	2 0				
4832	Brake lock lever M2083x5 ...	3 0	3 0	3 0	3 0				
4833	Brake lock bolt M1097x3 ...	2	2	2	2				
4834	Brake lock bolt nut M366x8 ...	1	1	1	1				
4835	Brake lock bolt washer 1/4" spring ...	1	1	1	1				


WHEEL GROUP.

4836	Rim only W.M.2, 19" M2097x1 ...	9 6	9 6	9 6	9 6				
4837	Rim only W.M.1, 21" M2097x3 ...					9 6	9 6	9 6	9 6
4838	Rim only W.M.1, 19x2 1/2" M2097x3 ...								
4839	Wheel (built up) complete, less tyre ...	3 0 0	3 0 0	3 0 0	3 0 0				
4840	Wheel (built up) complete, less tyre ...					3 0 0	3 0 0	3 0 0	3 0 0
4841	Wheel (built up) complete, less tyre ...								
4842	Wheel (built up) complete, less tyre ...								
4843	R.H. spoke 5.9" M2801x17, per doz. ...	1 3	1 3	1 3	1 3				
4844	R.H. spoke 6.9" M2801x18, per doz. ...					1 3	1 3	1 3	1 3
4845	R.H. spoke 7.4" M2801x15, per doz. ...								
4846	R.H. spoke 6.4" M2801x13, per doz. ...								
4847	L.H. spoke 8.3" M2801x16, per doz. ...	1 3	1 3	1 3	1 3				
4848	L.H. spoke 9.3" M2801x14, per doz. ...					1 3	1 3	1 3	1 3
4849	L.H. spoke 9.3" M2801x14, per doz. ...								
4850	L.H. spoke 8.4" M2801x12, per doz. ...					1 3	1 3	1 3	1 3
4851	Spoke nipple M1055x1, per doz. ...	9	9	9	9				
4852	Hollow spindle M2504x3 ...	1 6	1 6	1 6	1 6				
4853	Hollow spindle fixed cone M2507x9 ...	2 3	2 3	2 3	2 3				
4854	Hollow spindle adjusting cone M2506x1 ...	2 3	2 3	2 3	2 3				
4855	Hub body M2506x5 ...	4 6	4 6	4 6	4 6				
4856	Hub greaser nipple (Tocslamit) ...	1 6	1 6	1 6	1 6				
4857	Hub locking cap M2507x6 ...	1 6	1 6	1 6	1 6				
4858	Brake drum M2507x7 ...	8 6	8 6	8 6	8 6				

Serial No.	WHEEL GROUP (Contd.)	1929 'Special' Model.		1929 'Ulster' Model.		1929 '350 c.c.' Model.		1929 '250 c.c.' Model.			
		£	s. d.	£	s. d.	£	s. d.	£	s. d.		
4859	Hub oil thrower M2257x5	2	2	2	2	—	—	—	—		
4860	Hub dirt excluding washer M2257x4	1	1	1	1	—	—	—	—		
4861	Hub felt washer M2174x6	3	3	3	3	—	—	—	—		
4862	Hub ball cup, L.H. T208x3	2	6	2	6	2	6	2	6		
4863	Hub barrel M2507x1	1	4	1	4	—	—	—	—		
4864	Spindle L663x8	—	—	—	—	1	0	1	0		
4865	Spindle cone (adjusting) L663x1	—	—	—	—	1	9	1	9		
4866	Spindle cone (fixed) L663x2	—	—	—	—	1	9	1	9		
4867	Hub spoke flange, L.H. M2506x4	2	6	2	6	2	6	2	6		
4868	Hub barrel L563x7	—	—	—	—	1	3	1	3		
4869	Hub ball cup, R.H. L563x13	—	—	—	—	3	6	3	6		
4870	Hub dirt excluding washer T178x6	—	—	—	—	7	6	7	6		
4871	Brake drum L642x11	—	—	—	—	7	6	7	6		
4872	Rear chain sprocket, 48T, M2506x7	5	6	5	6	—	—	—	—		
4873	Rear chain sprocket, 48T, L577x6	—	—	—	—	—	—	5	6		
4874	Rear chain sprocket bolt L538x8 (10) each	2	2	2	2	—	—	—	—		
4875	Rear chain sprocket bolt nut M366x8 (10) each	1	1	1	1	—	—	—	—		
4876	Rear chain sprocket bolt washer 1/4" spring (10) each	3	3	3	3	—	—	—	—		
4877	Rear chain drawback L185x3 (2) each	—	—	—	—	—	—	—	—		
4878	Rear chain drawback bolt L185x4 (2) ea.	—	—	—	—	—	—	—	—		
4879	Rear chain drawback nut 654x0 (2) each	—	—	—	—	—	—	—	—		
4880	Rear chain drawback L527x3 (2) each	—	—	—	—	3	3	3	3		
4881	Rear chain drawback bolt L527x4 (2) ea.	—	—	—	—	2	2	2	2		
4882	Rear chain drawback cap L527x5 (2) ea.	—	—	—	—	—	—	—	—		
4883	Rear chain drawback nut M366x8 (2) ea.	—	—	—	—	—	—	—	—		
4884	Knock out spindle (rear) M2507x5	1	2	1	2	—	—	—	—		
4885	Knock out spindle (front) M2507x8	1	3	1	3	—	—	—	—		
4886	Knock out spindle nut (rear) T257x3	4	4	4	4	—	—	—	—		
4887	Knock out spindle nut (front) L558x7	6	6	6	6	—	—	—	—		
4888	Distance piece (rear), L.H. M2581x1	—	—	—	—	—	—	—	—		
4889	Distance piece (rear), R.H. M2581x2	—	—	—	—	—	—	—	—		
4890	Sleeve (rear) L220x10 (2) each	1	0	1	0	—	—	—	—		
4891	Sleeve (front), L.H. M3507x2	—	—	—	—	—	—	—	—		
4892	Sleeve (front), R.H. M2507x5	—	—	—	—	—	—	—	—		
4893	Spindle nut (front) L558x7	—	—	—	—	4	4	4	4		
4894	Spindle nut (front) L558x12	—	—	—	—	4	4	4	4		
4895	Spindle washers (rear) 1/2" spring (2) each	—	—	—	—	3	3	3	3		
4896	Spindle nut (rear) T257x3 (2) each	—	—	—	—	3	3	3	3		
4897	Distance piece (rear), L.H. L563x6	—	—	—	—	3	3	3	3		
4898	Distance piece (rear), R.H. L563x5	—	—	—	—	6	6	6	6		
4899	Distance piece (front), R.H. L563x4	—	—	—	—	4	4	4	4		
FOOTREST GROUP.											
4900	Support M2266x4 (2) each	2	0	2	0	2	0	—	—		
4901	Support bolt M2266x7 (2) each	6	6	6	6	6	6	—	—		
4902	Support bolt nut T080x8 (2) each	2	2	2	2	—	—	—	—		
4903	Support bolt washer M1671x7 (2) each	1	1	1	1	—	—	—	—		
4904	Support 3/8" spring (2) each	1	1	1	1	—	—	—	—		
4905	Support crank M2266x5 (2) each	1	9	1	9	1	9	—	—		
4906	Support crank rubber M2266x8 (2) each	9	9	9	9	9	9	—	—		
4907	Brake pedal stop M2266x10	3	3	3	3	—	—	—	—		
4908	Long bolt M2474x1	—	—	—	—	—	—	1	0		
4909	Long bolt nut 2039x8 (2) each	—	—	—	—	—	—	1	1		
4910	Long bolt washer M839x5 (2) each	—	—	—	—	—	—	—	—		
4911	Long bolt distance piece, R.H. (flanged) M2474x2	—	—	—	—	—	—	1	0		
4912	Long bolt distance piece (centre) M2474x17	—	—	—	—	—	—	1	4		
4913	Long bolt distance piece, L.H. (flanged) M2474x15	—	—	—	—	—	—	—	9		
4914	Long bolt distance piece, L.H. (plain) M2474x18	—	—	—	—	—	—	—	4		
4915	Brake pedal stop L594x3	—	—	—	—	—	—	—	3		
SADDLE GROUP.											
4916	'Lreect' soft top saddle with springs	1	2	6	1	2	6	19	8	18	3
4917	Peak clip M2550x1	—	—	—	—	—	—	6	6	—	—
4918	Peak clip bolt M2550x3	—	—	—	—	—	—	4	4	—	—
4919	Peak clip bolt nut M254x2	—	—	—	—	—	—	2	2	—	—
4920	Peak clip bolt washer 148x21	—	—	—	—	—	—	1	1	—	—
4921	Spring attachment bolt L187x13 (2) each	—	—	—	—	—	—	3	3	—	—
4922	Spring attachment bolt nut M366x8 (2) each	—	—	—	—	—	—	1	1	—	—
4923	Spring attachment bolt washer M902x6 (2) each	—	—	—	—	—	—	1	1	—	—



Serial No.	TOOL KIT GROUP.	1929		1929		1929		1929	
		'Special' Model.	'Ulster' Model.	'350 c.c.' Model.	'250 c.c.' Model.	£ s. d.	£ s. d.	£ s. d.	£ s. d.
4924	Tool box M2534x9	7	6	—	—	7	6	7	6 1
4925	Tool bag M2561x1	—	—	4	6	—	—	—	—
4926	Tool bag clip (for back stay) M2561x3	—	—	1	6	—	—	—	—
4927	Tool bag clip (for mudguard stay) M2561x2	—	—	1	6	—	—	—	—
4928	Tool bag clip plates (for inside bag) M2561x3 (2) each	—	—	6	—	—	—	—	—
4929	Tool bag clip screws M158x6 (8) each	—	—	1	—	—	—	—	—
4930	Tool bag clip screws nuts 5/16x9 (8) each	—	—	1	—	—	—	—	—
4931	Tool bag clip screws washers 3/16" spring (8) each	—	—	9	—	—	—	—	—
4932	Tool bag clip (for back stay) M2561x4	—	—	2	—	—	—	—	—
4933	Tool bag clip bolt M366x10 (2) each	—	—	2	—	—	—	—	—
4934	Tool bag clip bolt nut M366x8 (2) each	—	—	1	—	—	—	—	—
4935	Tool bag clip bolt washer 1/4" spring (2) each	—	—	3	—	—	—	—	—
4936	Tool bag clip (for mudguard stay) M158x1	—	—	1	—	—	—	—	—
4937	Tool bag clip screw M158x6 (2) each	—	—	1	—	—	—	—	—
4938	Tool bag clip screw nut 5/16x9 (2) each	—	—	1	—	—	—	—	—
4939	Tool bag clip screw washer 3/16" spring (2) each	—	—	2	0 1/2	—	—	—	—
4940	Adjustable spanner	2	0	2	0	2	0	2	0 1
4941	Magneto spanner	6	6	6	6	6	6	6	6 1
4942	Chain rivet extractor M1427x6, complete	1	9	1	9	1	9	1	9 1
4942A	Screw-driver	7	7	7	7	7	7	7	7 1
4943	Cutting pliers	1	6	1	6	1	6	1	6 3
4944	Tyre lever (2) each	3	3	3	3	3	3	3	3 3
4945	Box spanner M1426x2	—	—	—	—	—	—	—	—
4946	Box spanner M1426x3	2	0	2	0	2	0	2	0 0
4947	Box spanner tommy bar M1426x4	—	—	—	—	—	—	—	—
4948	Box spanner and tommy bar M2341x4	8	8	8	8	8	8	8	8 1
4949	Box spanner M2341x5	6	6	6	6	6	6	6	6 1
4950	Large nut spanner (closed ends) M252x3	1	0	1	0	1	0	1	0 0
4951	Sparking plug spanner ('Ulster' only) M2586x1	—	—	1	6	—	—	—	—
4952	Open-ended spanner M2341x1	1	0	1	0	1	0	1	0 0
4953	Ball head spanner M2341x2	1	0	1	0	1	0	1	0 0
4954	Wheel cone spanner M2341x3	1	0	1	0	1	0	1	0 0
4955	Sponge cloth	3	3	3	3	3	3	3	3 3
4956	'Pascal' grease gun	6	0	6	0	6	0	6	0 0
4957	Tyre inflator with ground support	2	9	2	9	2	9	2	9 0
LAMPS AND ACCESSORIES GROUP.									
4958	Miller head lamp, complete with switch and ammeter	1	12 0	1	12 0	1	12 0	1	12 0 0
4959	Head lamp support (upper) M2523x6 (2) each	6	6	6	6	6	6	6	6 6
4960	Head lamp support (lower) M2523x8 (2) each	6	6	6	6	6	6	6	6 6
4961	Head lamp support (upper) M2523x7 (2) each	—	—	—	—	—	—	—	—
4962	Head lamp support (lower) M2523x9 (2) each	—	—	—	—	—	—	—	—
4963	Head lamp screw M2079x7 (2) each	4	4	4	4	4	4	4	4 4
4964	Head lamp screw washer 3/8" spring (2) each	1	1	1	1	1	1	1	1 1
4965	Tail lamp, complete	4	6	4	6	4	6	4	6 6
4966	Battery 6-volt 'Exide' (S.L.P.-I.T.L.)	1	4 6	1	4 6	1	4 6	1	4 6 6
4967	Battery 6-volt 'Exide' (S.L.P.-I.T.L.)	—	—	1	4 6	—	—	—	—
4968	Battery carrier (complete) M2534x4	3	6	3	6	3	6	3	6 6
4969	Battery carrier (complete) M2187x1	—	—	3	6	—	—	—	—
4970	Battery carrier tension bolt M2187x4	—	—	6	6	—	—	—	—
4971	Battery carrier clip (for rear stay) M2187x5	—	—	6	6	—	—	—	—
4972	Battery carrier clip bolt M2187x7	—	—	3	—	—	—	—	—
4973	Battery carrier clip (for chain stay) M1861x5	—	—	6	—	—	—	—	—
4974	Battery carrier clip bolt M1861x2	—	—	3	—	—	—	—	—
4975	Seat tube clip for battery carrier and tool box M2241x2	1	6	—	—	1	6	1	6 6
4976	Seat tube clip bolt M1861x10	—	—	2	—	—	—	—	—
4977	Seat tube clip bolt nut M366x8	1	—	1	—	1	—	1	— 1
4978	Clamshell plate for battery carrier M2534x4	3	—	—	—	3	—	—	— 3
4979	Bolt for clamping battery carrier and tool box M2534x5	6	—	—	—	6	—	—	— 6
4980	Washer for ditto, M2534x3 (2) each	2	—	—	—	2	—	—	— 2
4981	Sidecar lamp, complete	10	6	10	6	10	6	10	6 0
4982	Electric horn, complete	15	0	15	0	15	0	15	0 2
4983	Electric cable (rubber covered) per ft.	1	—	1	—	1	—	1	— 1
4984	Electric cable clip M2115x7 (5) each	—	—	2	—	—	—	—	— 2
4985	Head lamp bulb 6/7-v. 12 W., gas filled	2	9	2	9	2	9	2	9 2
4986	Head lamp, diameter bulb, 6/7-v. 3 W.	1	6	1	6	1	6	1	6 6
4987	Tail lamp bulb 6/7-v. 3 W.	1	6	1	6	1	6	1	6 6
4988	Sidecar lamp bulb 6/7-v. 3 W.	1	6	1	6	1	6	1	6 6



Serial No.	SIDE CAR GROUP.	1929 Touring.		1929 Semi-Sports.		1929 Sports.		1929 Light Touring.	
		£	s.	d.	£	s.	d.	£	s.
4989	Rear axle S258x1	16	6	16	6	16	6	16	6
4990	Front cross member S257x1	17	0	17	0	17	0	17	0
4991	Rear leaf spring S318x1	9	0						
4992	Rear leaf spring S318x3			9	0	9	0	9	0
4993	Tie rod S260x1	3	0	3	0	3	0	3	0
4994	Front spring S253x2	7	0	7	0	7	0	7	0
4995	Sloping support (front) S253x1	3	9	3	9	3	9	3	9
4996	Sloping support (rear) S291x1	3	9	3	9	3	9	3	9
4997	Wheel axle S351x1	3	0	3	0	3	0	3	0
4998	Wheel axle nut T257x3								
4999	Wheel axle spring washer	1		1		1		1	
5000	Wheel axle cone nut S337x2	9	9	9	9	9	9	9	9
5001	Wheel axle nut S337x4	6	6	6	6	6	6	6	6
5002	Wheel axle spring washer	1		1		1		1	
5003	Rear spring shackle S323x5 (2) each	1		1		1		1	
5004	Rear spring shackle clip S337x3	2		2		2		2	
5005	Rear spring clip, R.H. S232x4	2		2		2		2	
5006	Rear spring shackle bolt S260x2 (3) each	5		5		5		5	
5007	Rear spring shackle bolt nut M254x2 (3) each	2		2		2		2	
5008	Rear spring shackle bolt washer 148x21 (3) each	1		1		1		1	
5009	Rear spring shackle bolt spring washer (3) each	1		1		1		1	
5010	Front angle bracket S260x3	1	6	1	6	1	6	1	6
5011	Front angle bracket bolt S232x12	3		3		3		3	
5012	Front angle bracket bolt nut M111x16	2		2		2		2	
5013	Front angle bracket bolt spring washer	1		1		1		1	
5014	Rear axle distance piece S260x6	1		1		1		1	
5015	Front spring 'U' bolt S232x13	3		3		3		3	
5016	Front spring 'U' bolt plate S232x14	2		2		2		2	
5017	Front spring 'U' bolt nut M111x16 (2) each	2		2		2		2	
5018	Front spring 'U' bolt spring washer (2) each	1		1		1		1	
5019	Front sloping support bolt S232x11	5		5		5		5	
5020	Front sloping support bolt nut M111x16	2		2		2		2	
5021	Front sloping support bolt washer	1		1		1		1	
5022	Front sloping support bolt packing washer S260x4 (as required) each	1		1		1		1	
5023	Rear sloping support bolt S232x10	6		6		6		6	
5024	Rear sloping support bolt nut T257x3	3		3		3		3	
5025	Rear sloping support bolt washer	1		1		1		1	
5026	Rear sloping support bolt packing washer S260x4 (as required) each	1		1		1		1	
5027	Hub dust cover, R.H. M2275x1	1	9	1	9	1	9	1	9
5028	Hub sleeve, L.H. L33x12	9		9		9		9	
5029	Spare wheel carrier vertical strip S268x3	3		3		3		3	
5030	Spare wheel carrier axle S179x2	2		2		2		2	
5031	Spare wheel carrier axle distance piece S179x3	1		1		1		1	
5032	Spare wheel carrier axle washer T166x4	2		2		2		2	
5033	Spare wheel carrier axle nut T257x3 (2) each	3		3		3		3	
5034	Spare wheel carrier axle spring washer (2) each	1		1		1		1	
5035	Spare wheel carrier plate S147x3	2		2		2		2	
5036	Spare wheel carrier plate S262x5	2		2		2		2	
5037	Spare wheel carrier plate coach bolt (3) each	2		2		2		2	
5038	Spare wheel carrier plate coach bolt nut (3) each	1		1		1		1	
5039	Spare wheel carrier plate coach bolt washer (3) each	1		1		1		1	
5040	Rear body support S263x1	2		2		2		2	
5041	Rear body support S263x5			6		6		6	
5042	Rear body support S263x5			6		6		6	
5042	Rear body support plate S262x7	6		6		6		6	
5044	Rear body support 'U' bolt S262x3 (2) each	3		3		3		3	
5045	Rear body support 'U' bolt S264x2 (2) each			3		3		3	
5046	Rear body support 'U' bolt S263x6 (2) each					3		3	
5047	Rear body support 'U' bolt nut M111x16 (4) each	2		2		2		2	
5048	Rear body support 'U' bolt washer M1671x7 (4) each	1		1		1		1	
5049	Rear body support bolt S262x4 (2) each	3		3		3		3	
5050	Rear body support clamping plate S262x5 (4) each	2		2		2		2	

Serial No.	SIDE CAR GROUP (Contd.)	1929 Touring.		1929 Semi-Sports.		1929 Sports.		1929 Light Touring.		
		£	s.	d.	£	s.	d.	£	s.	d.
5051	Rear body support bolt wing nut S263x4 (2) each	3		3						
5052	Rear body clamping plate S263x3 (2) each					1	0	1	0	
5053	Rear body support wing nut S263x4 (4) each					3		3		
5054	Front body support S262x2	2	0							
5055	Front body support							2	0	
5056	Front body support bolt S262x4	3		3		3		3		
5057	Front body clamping plate S262x5 (2) each	2		2		2		2		
5058	Front body support wing nut S263x4					3		3		
5059	Front body support spring washer					1		1		
5060	Mudguard S210x1 with valance	1	5	0	1	5	0	1	5	0
5061	Mudguard top stay S317x1									
5062	Mudguard top stay S323x4	6				9				
5063	Mudguard top stay S281x4					9		9		
5064	Mudguard top stay plate S269x9	2								
5065	Mudguard top stay plate S147x3					2		2		
5066	Mudguard top stay body bolt (2) each	2				2		2		
5067	Mudguard top stay body bolt nut (2) each	1				1		1		
5068	Mudguard front and rear stay S269x4 (2) each	8								
5069	Mudguard stay nut 2039x3 (2) each	2								
5070	Mudguard spring washer (2) each	1								
5071	Mudguard stay nut T257x3 (2) each	3								
5072	Mudguard stay washer S269x5 (2) each	1								
5073	Mudguard stay spring washer (2) each	1								
5074	Mudguard stay nut S269x11 (2) each	6								
5075	Mudguard stay washer S269x12 (2) each	2				9				
5077	Mudguard front stay S234x2							6		
5078	Mudguard front stay plate S147x3					2		2		
5079	Mudguard front stay body bolt (2) each					2		2		
5080	Mudguard front stay body bolt nut (2) each					1		1		
5081	Mudguard rear stay S323x2					9				
5082	Mudguard rear stay S281x1							6		
5083	Mudguard rear stay S281x2								6	
5084	Mudguard rear stay plate S147x3					2		2		
5085	Mudguard rear stay body bolt (2) each					2		2		
5086	Mudguard rear stay body bolt nut (2) each					1		1		
5087	Mudguard stay bolt M1778x9 (2) each					2		2		
5088	Mudguard stay bolt nut M254x2 (2) each					2		2		
5089	Mudguard stay bolt spring washer (2) each	1				1		1		